


• OCTAmax 350.
THE LIGHT WEIGHT
DOUBLE DECK SYSTEM.

• OCTAmax 350.
DAS LEICHTE
DOPPELSTOCKSYSTEM.

exhibition systems



THE
WORLD
OF
SYSTEMS

OCTANORM 

WITH THE NEW LIGHT WEIGHT DOUBLE DECK SYSTEM
MADE BY OCTANORM YOU GET TO THE TOP FASTER.

MIT DEM NEUEN LEICHTEN DOPPELSTOCKSYSTEM
VON OCTANORM KOMMT MAN SCHNELLER NACH OBEN.

ADVANTAGES	VORTEILE
Light weight aluminium components	Leichte Bauteile aus Aluminium
Assembly without the need for mechanical lifts	Montage ohne mechanische Hebelwerkzeuge
Fast set-up and dismantling	Schneller Auf- und Abbau
Fully compatible with the MAXIMA system	Kompatibel mit dem MAXIMA-Lieferprogramm
Innovative new staircase	Innovative Treppenlösung
Elegant balustrading	Elegante Brüstungslösung
Modular construction: basic modules: 3 x 4 m / 4 x 4 m additional modules: 3 x 4 m / 4 x 4 m	Modulbauweise: Grundmodule: 3 x 4 m / 4 x 4 m Anbaumodule: 3 x 4 m / 4 x 4 m
Max. unsupported wide span: 4 m for live load 3,5 kN/m ²	Maximale Spannweite: 4 m bei Verkehrslast 3,5 kN/m ²



• OCTAmax 350.
BASIC MODULE 3 x 4 M.

• OCTAmax 350.
GRUND-MODUL 3 x 4 M.

LIVE LOAD 3.5 KN/M²
VERKEHRSLAST 3,5 KN/M²

BASIC MODULE 3 x 4 M DFL 344L

Incl. railing posts for a railing height of 1150 mm,
beams DFL 491... and handrail extrusions

with 35° staircase

14 x treads DFL 530

NOT INCLUDED:
floor (2 x 19 mm chipboard) and balustrade infills
NOTE: statically required

GRUND-MODUL 3 x 4 M DFL 344L

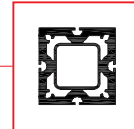
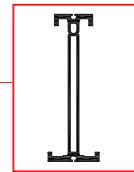
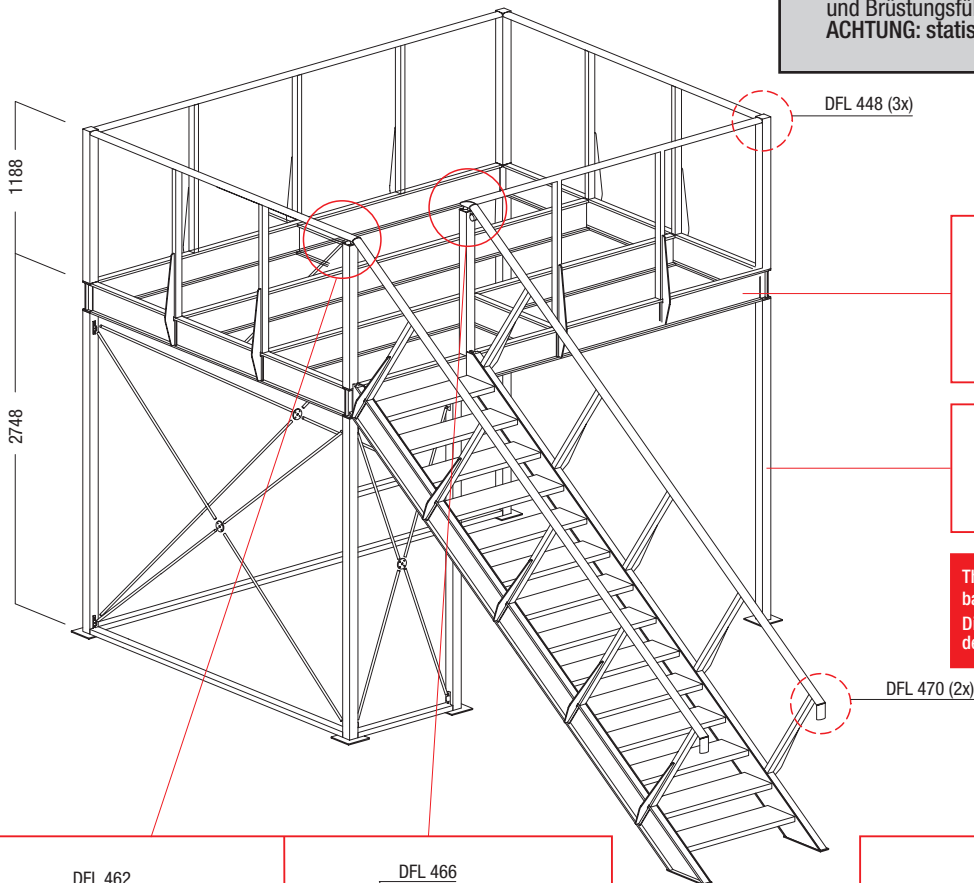
Inkl. Geländerstützen für Brüstungshöhe 1150 mm,
Zargen DFL 491... und Handlaufprofile

mit einläufiger 35°-Treppenanlage

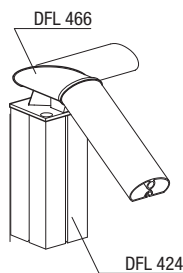
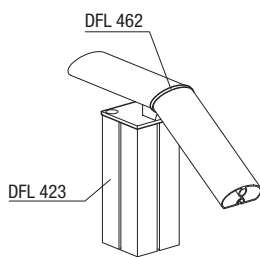
14 x Treppenstufen DFL 530

NICHT IM LIEFERUMFANG ENTHALTEN:
begehbbare Bodenscheibe (2 x 19 mm Spanplatte)
und Brüstungsfüllungen
ACHTUNG: statisch notwendig

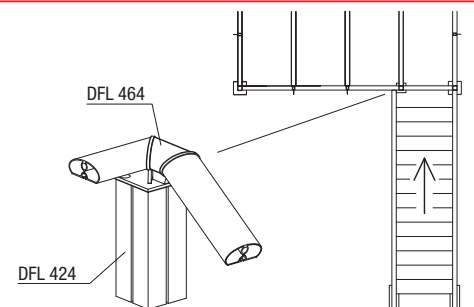
**ONLY THIS EXHIBITION PLATFORM DESIGN
HAS BEEN CHECKED ACCORDING TO THE BUILDING REGULATIONS.
NACH DEN EINSCHLÄGIGEN BAUVORSCHRIFTEN WURDE DER VORLIEGENDE
MESSESTAND FÜR EINEN KONKRETEN FALL BAURECHTLICH GEPRÜFT.**



The DFL 491... beams to border the balustrade infills are not shown.
Die Zargen DFL 491... für die Einfassung der Brüstungsfüllungen sind nicht dargestellt.



**VARIANT A / FOR LEFT STAIRCASE
VARIANTE A / FÜR TREPPE LINKS**



**VARIANT B / FOR RIGHT STAIRCASE
VARIANTE B / FÜR TREPPE RECHTS**

**.OCTAmax 350.
BASIC MODULE 4 x 4 M.**

**.OCTAmax 350.
GRUND-MODUL 4 x 4 M.**

**LIVE LOAD 3.5 KN/M²
VERKEHRSLAST 3,5 KN/M²**

BASIC MODULE 4 x 4 M DFL 444L

Incl. railing posts for a railing height of 1150 mm,
beams DFL 491... and handrail extrusions

with 35° staircase

14 x treads DFL 530

NOT INCLUDED:
floor (2 x 19 mm chipboard) and balustrade infills
NOTE: statically required

GRUND-MODUL 4 x 4 M DFL 444L

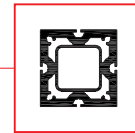
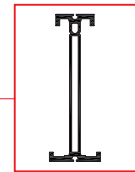
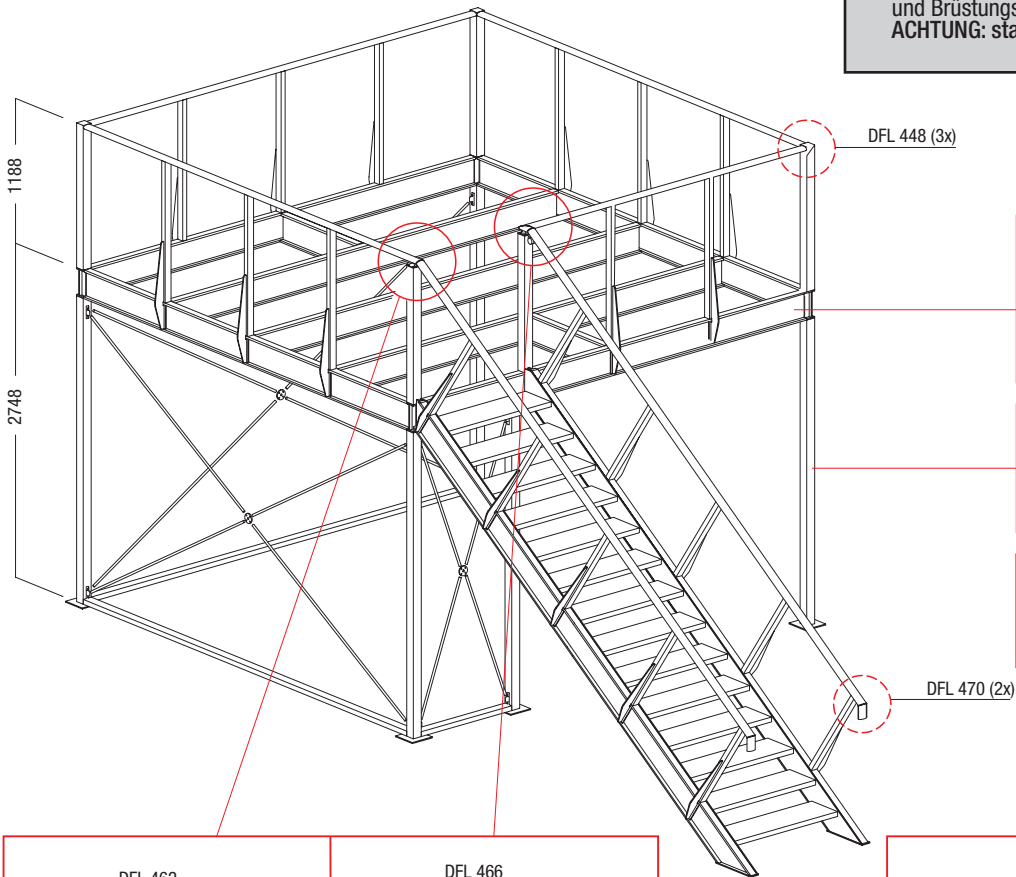
Incl. Geländerstützen für Brüstungshöhe 1150 mm,
Zargen DFL 491... und Handlaufprofile

mit einläufiger 35°-Treppenanlage

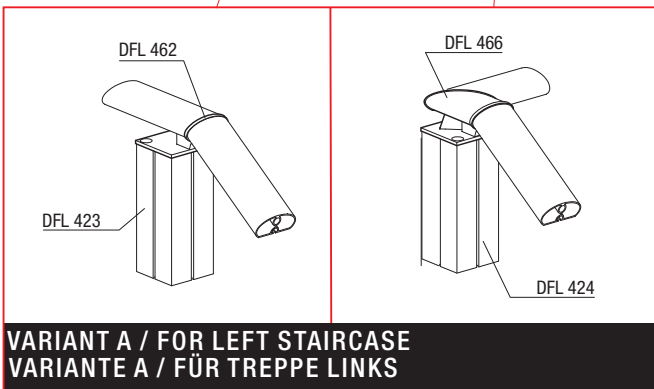
14 x Treppenstufen DFL 530

NICHT IM LIEFERUMFANG ENTHALTEN:
begehbare Bodenscheibe (2 x 19 mm Spanplatte)
und Brüstungsfüllungen
ACHTUNG: statisch notwendig

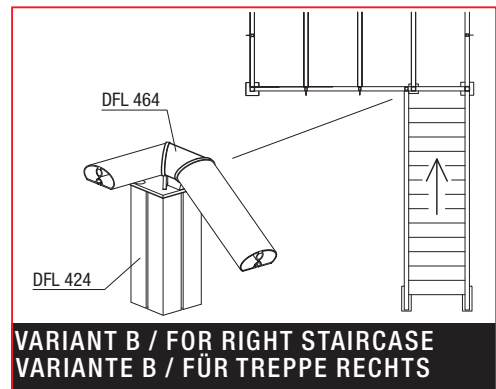
**ONLY THIS EXHIBITION PLATFORM DESIGN
HAS BEEN CHECKED ACCORDING TO THE BUILDING REGULATIONS.
NACH DEN EINSCHLÄGIGEN BAUVORSCHRIFTEN WURDE DER VORLIEGENDE
MESSESTAND FÜR EINEN KONKRETEN FALL BAURECHTLICH GEPRÜFT.**



The DFL 491... beams to border the balustrade infills are not shown.
Die Zargen DFL 491... für die Einfassung der Brüstungsfüllungen sind nicht dargestellt.



**VARIANT A / FOR LEFT STAIRCASE
VARIANTE A / FÜR TREPPE LINKS**

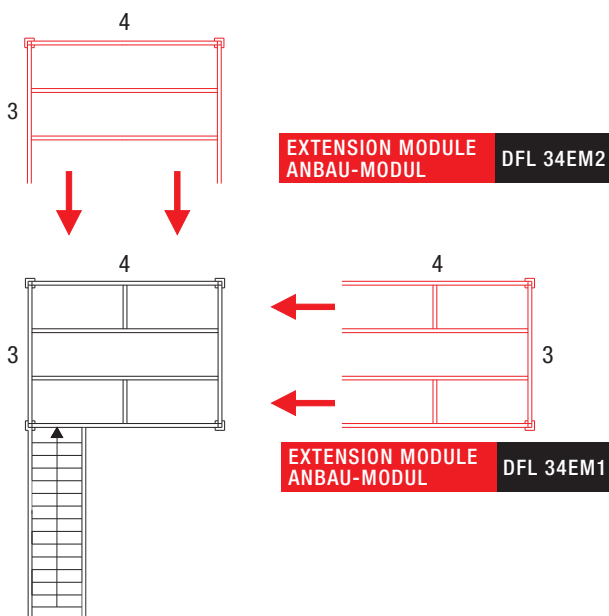


**VARIANT B / FOR RIGHT STAIRCASE
VARIANTE B / FÜR TREPPE RECHTS**

• OCTAmax 350.
EXTENSION MODULES.

• OCTAmax 350.
ANBAU-MODULE

LIVE LOAD 3.5 KN/M²
VERKEHRSLAST 3,5 KN/M²

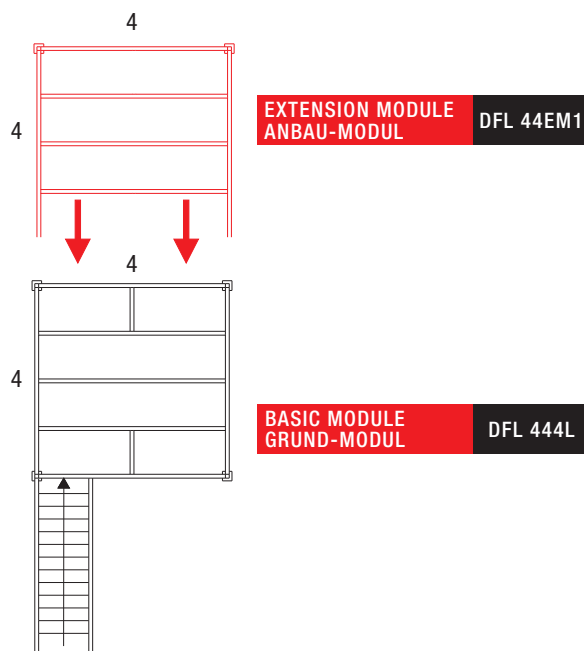


**BASIC MODULE
GRUND-MODUL** DFL 344L

**EXTENSION MODULE
ANBAU-MODUL** DFL 34EM2

**EXTENSION MODULE
ANBAU-MODUL** DFL 34EM1

LIVE LOAD 3.5 KN/M²
VERKEHRSLAST 3,5 KN/M²



**EXTENSION MODULE
ANBAU-MODUL** DFL 44EM1

**BASIC MODULE
GRUND-MODUL** DFL 444L

EXTENSION MODULES 3 x 4 M DFL 34EM1 / DFL 34EM2
ANBAU-MODULE 3 x 4 M DFL 34EM1 / DFL 34EM2

EXTENSION MODULE 4 x 4 M DFL 44EM1
ANBAU-MODUL 4 x 4 M DFL 44EM1

— **INCLUDING** railing posts for a railing height of 1150 mm, beams DFL 491 ... and handrail extrusions

— **NOT INCLUDED:** wooden floor (2 x 19 mm) and balustrade infills (required for stability)

— **NOTE:** Proof of stability of extension module is required

— **INKLUSIVE** Geländerstützen für Brüstungshöhe 1150 mm, Zargen DFL 491 ... und Handlaufprofile

— **NICHT IM LIEFERUMFANG ENTHALTEN:** begehbare Bodenscheibe (Holz 2 x 19 mm) und Brüstungsfüllungen (für Standsicherheit notwendig)

— **ACHTUNG:** Standsicherheitsnachweis bei Anbau-Module erforderlich, keine Vertikalkreuze enthalten

— **INCLUDING** railing posts for a railing height of 1150 mm, beams DFL 491 ... and handrail extrusions

— **NOT INCLUDED:** wooden floor (2 x 19 mm) and balustrade infills (required for stability)

— **NOTE:** Proof of stability of extension module is required

— **INKLUSIVE** Geländerstützen für Brüstungshöhe 1150 mm, Zargen DFL 491 ... und Handlaufprofile

— **NICHT IM LIEFERUMFANG ENTHALTEN:** begehbare Bodenscheibe (Holz 2 x 19 mm) und Brüstungsfüllungen (für Standsicherheit notwendig)

— **ACHTUNG:** Standsicherheitsnachweis bei Anbau-Modul erforderlich, keine Vertikalkreuze enthalten

**.OCTAmax 350.
BASIC MODULE 4 x 4 M
CONSTRUCTION WITH
STAIRCASE LANDING.**

**.OCTAmax 350.
GRUND-MODUL 4 x 4 M
IN BAUWEISE MIT
TREPPENAUSLAUFPODEST.**

**LIVE LOAD 3.5 KN/M²
VERKEHRSLAST 3,5 KN/M²**

BASIC MODULE 4 x 4 M DFL 444PL

Incl. railing posts for a railing height of 1150 mm,
beams DFL 491... and handrail extrusions

with 35° staircase

14 x treads DFL 530

NOT INCLUDED:
floor (2 x 19 mm chipboard) and balustrade infills
NOTE: statically required

GRUND-MODUL 4 x 4 M DFL 444PL

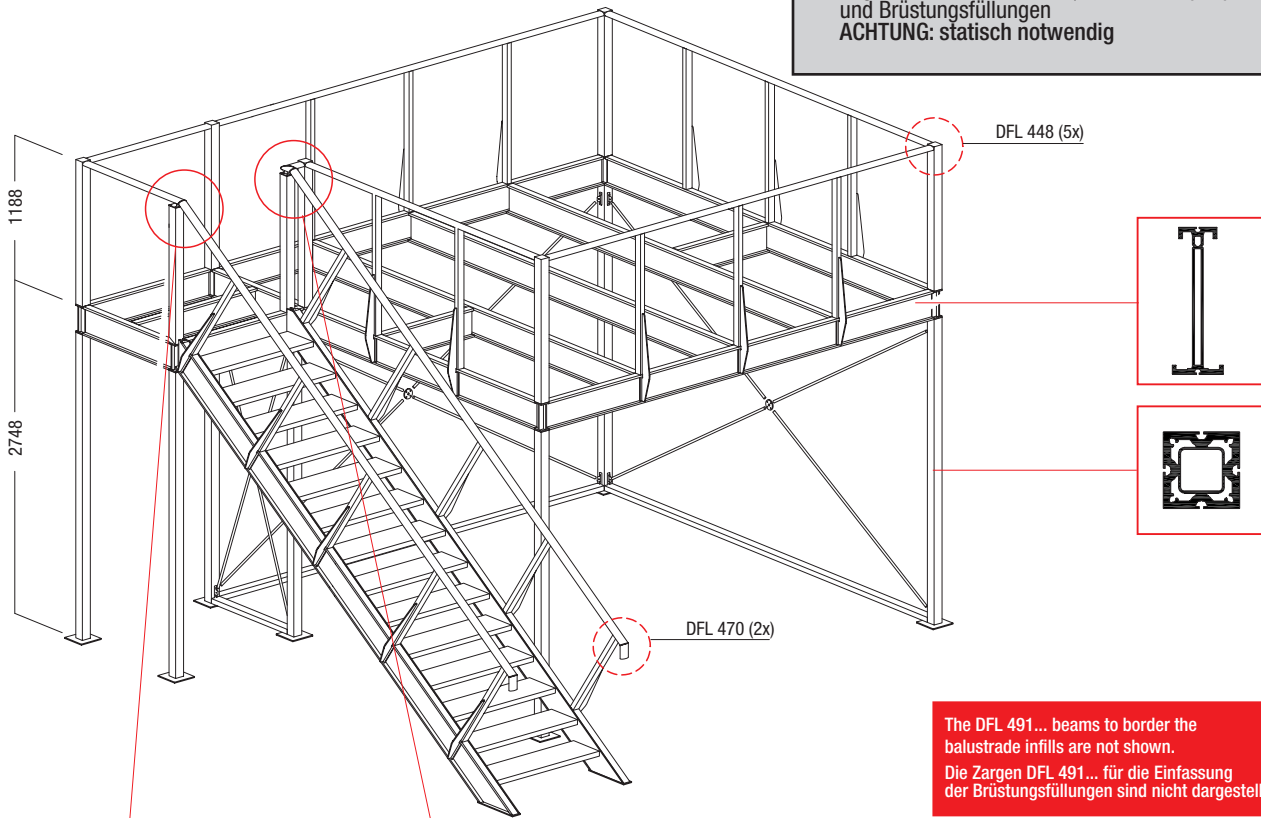
Incl. Geländerstützen für Brüstungshöhe 1150 mm,
Zargen DFL 491... und Handlaufprofile

mit einläufiger 35°-Treppenanlage

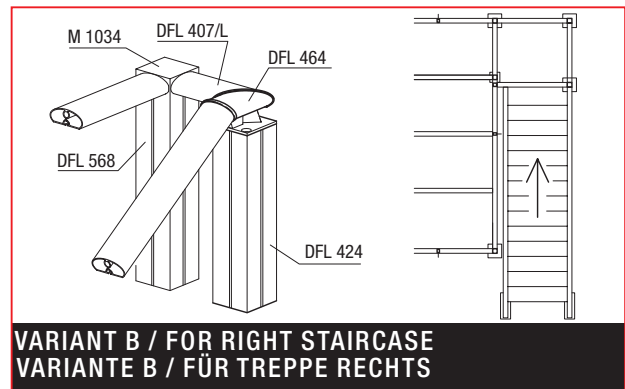
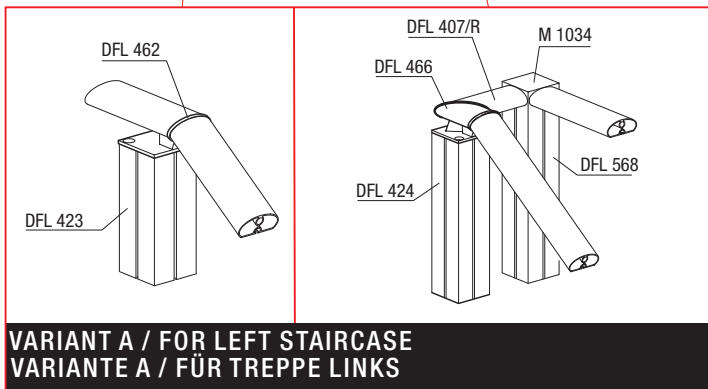
14 x Treppenstufen DFL 530

NICHT IM LIEFERUMFANG ENTHALTEN:
begehbare Bodenscheibe (2 x 19 mm Spanplatte)
und Brüstungsfüllungen
ACHTUNG: statisch notwendig

**ONLY THIS EXHIBITION PLATFORM DESIGN
HAS BEEN CHECKED ACCORDING TO THE BUILDING REGULATIONS.
NACH DEN EINSCHLÄGIGEN BAUVORSCHRIFTEN WURDE DER VORLIEGENDE
MESSESTAND FÜR EINEN KONKRETEN FALL BAURECHTLICH GEPRÜFT.**



The DFL 491... beams to border the balustrade infills are not shown.
Die Zargen DFL 491... für die Einfassung der Brüstungsfüllungen sind nicht dargestellt.



• **OCTAmax 350.**
CONSTRUCTION OPTIONS
BASIC MODULE 3 x 4 M AND
EXTENSION MODULE 3 x 4 M.

• **OCTAmax 350.**
BAUVARIANTEN
GRUND-MODUL 3 x 4 M UND
ANBAU-MODUL 3 x 4 M.

ORDER EXAMPLES

(each version can be ordered with the assigned article number)

BESTELLBEISPIELE

(Jede Variante kann mit der ihr zugeordneten Artikelnummer bestellt werden)

WITHOUT STAIRCASE LANDING
OHNE TREPPENAUSLAUFPODEST

	DFL 344L		DFL 344R*		DFL 343L*		DFL 343R*
	DFL 384L		DFL 384R		DFL 383L		DFL 383R
	DFL 644L		DFL 644R		DFL 646L		DFL 646R

WITH STAIRCASE LANDING
MIT TREPPENAUSLAUFPODEST

	DFL 344PL*		DFL 344PR*		DFL 343PL*		DFL 343PR*
	DFL 388PL		DFL 388PR		DFL 383PL		DFL 383PR
	DFL 644PL		DFL 644PR		DFL 383PLM		DFL 383PRM
					DFL 646PL		DFL 646PR

*ONLY THIS EXHIBITION PLATFORM DESIGN HAS BEEN CHECKED ACCORDING TO THE BUILDING REGULATIONS.

*NACH DEN EINSCHLÄGIGEN BAUVORSCHRIFTEN WURDE DER VORLIEGENDE MESSESTAND FÜR EINEN KONKRETEN FALL BAURECHTLICH GEPRÜFT.

.OCTAmax 350.
CONSTRUCTION OPTIONS
BASIC MODULE 3 x 4 M AND
EXTENSION MODULE 4 x 4 M.

.OCTAmax 350.
BAUVARIANTEN
GRUND-MODUL 3 x 4 M UND
ANBAU-MODUL 4 x 4 M.

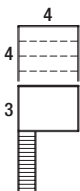
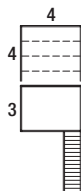
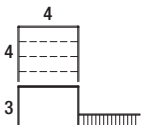
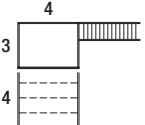
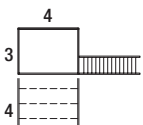
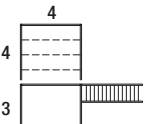
ORDER EXAMPLES

(each version can be ordered with the assigned article number)

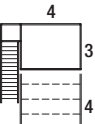
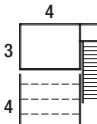
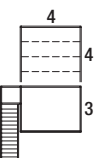
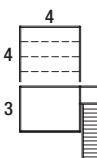
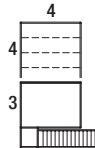
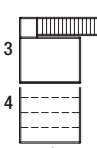
BESTELLBEISPIELE

(Jede Variante kann mit der ihr zugeordneten Artikelnummer bestellt werden)

WITHOUT STAIRCASE LANDING
OHNE TREPPENAUSLAUFPODEST

	DFL 744L		DFL 744R
	DFL 747L		DFL 747R
	DFL 743L		DFL 743R

WITH STAIRCASE LANDING
MIT TREPPENAUSLAUFPODEST

	DFL 744PL		DFL 744PR
	DFL 744PLM		DFL 744PRM
	DFL 747PL		DFL 747PR

• OCTAmax 350.
CONSTRUCTION OPTIONS
BASIC MODULE 4 x 4 M AND
EXTENSION MODULE 3 x 4 M.

• OCTAmax 350.
BAUVARIANTEN
GRUND-MODUL 4 x 4 M UND
ANBAU-MODUL 3 x 4 M.

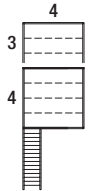
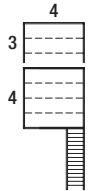
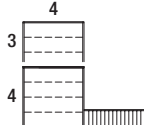
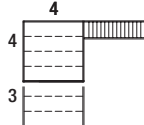
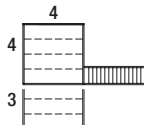
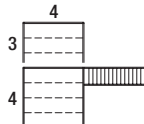
ORDER EXAMPLES

(each version can be ordered with the assigned article number)

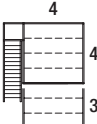
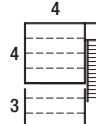
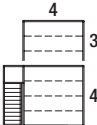
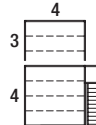
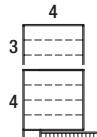
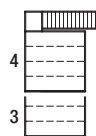
BESTELLBEISPIELE

(Jede Variante kann mit der ihr zugeordneten Artikelnummer bestellt werden)

**WITHOUT STAIRCASE LANDING
OHNE TREPPENAUSLAUFPODEST**

	DFL 474L		DFL 474R
	DFL 477L		DFL 477R
	DFL 474LM		DFL 474RM

**WITH STAIRCASE LANDING
MIT TREPPENAUSLAUFPODEST**

	DFL 474PL		DFL 474PR
	DFL 474PLM		DFL 474PRM
	DFL 477PL		DFL 477PR

.OCTAmax 350.
CONSTRUCTION OPTIONS
BASIC MODULE 4 x 4 M AND
EXTENSION MODULE 4 x 4 M.

.OCTAmax 350.
BAUVARIANTEN
GRUND-MODUL 4 x 4 M UND
ANBAU-MODUL 4 x 4 M.

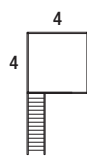
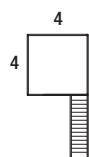

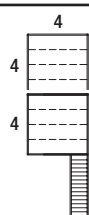
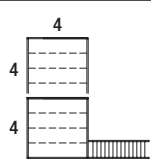
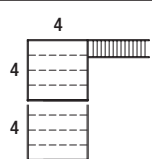
ORDER EXAMPLES

(each version can be ordered with the assigned article number)

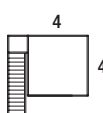
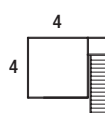
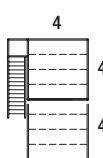
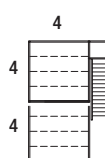
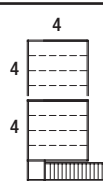
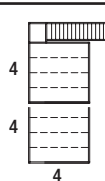
BESTELLBEISPIELE

(Jede Variante kann mit der ihr zugeordneten Artikelnummer bestellt werden)

WITHOUT STAIRCASE LANDING
OHNE TREPPENAUSLAUFPODEST

	DFL 444L*		DFL 444R*
	DFL 844L		DFL 844R
	DFL 848L		DFL 848R

WITH STAIRCASE LANDING
MIT TREPPENAUSLAUFPODEST

	DFL 444PL*		DFL 444PR*
	DFL 844PL		DFL 844PR
	DFL 848PL		DFL 848PR

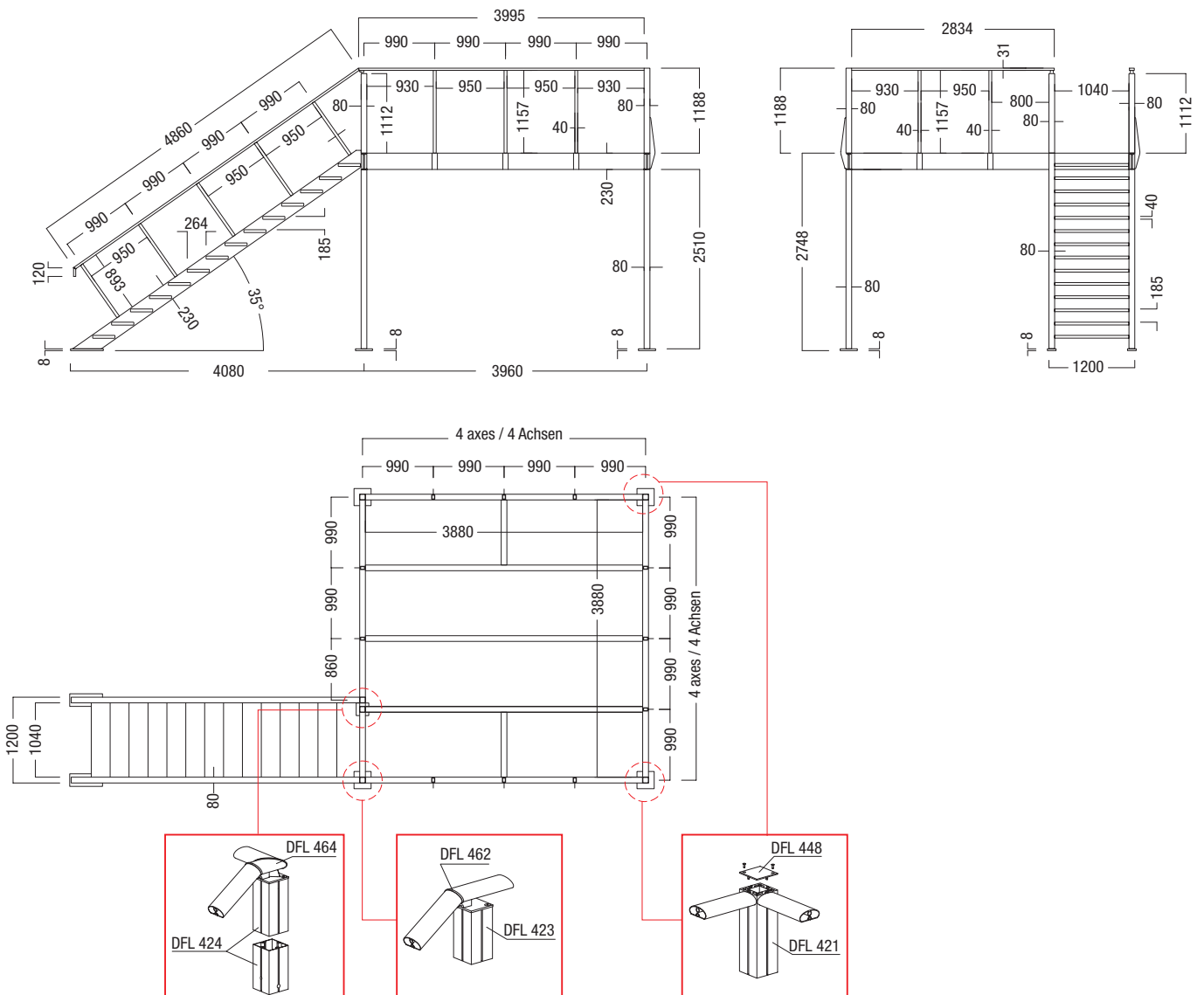
*ONLY THIS EXHIBITION PLATFORM DESIGN HAS BEEN CHECKED ACCORDING TO THE BUILDING REGULATIONS.
 *NACH DEN EINSCHLÄGIGEN BAUVORSCHRIFTEN WURDE DER VORLIEGENDE MESSESTAND FÜR EINEN KONKRETEN FALL BAURECHTLICH GEPRÜFT.

**OCTamax 350.
PLANNING SPECIFICATIONS
"SYSTEM MEASUREMENTS"
FOR BASIC MODULE 4 x 4 M.**

**OCTamax 350.
PLANUNGSGRUNDLAGEN
"SYSTEMMASSE" FÜR
GRUND-MODUL 4 x 4 M.**

VARIANT A: STRAIGHT STAIRCASE / 35 ° ANGLE OF STAIRCASE GRADIENT

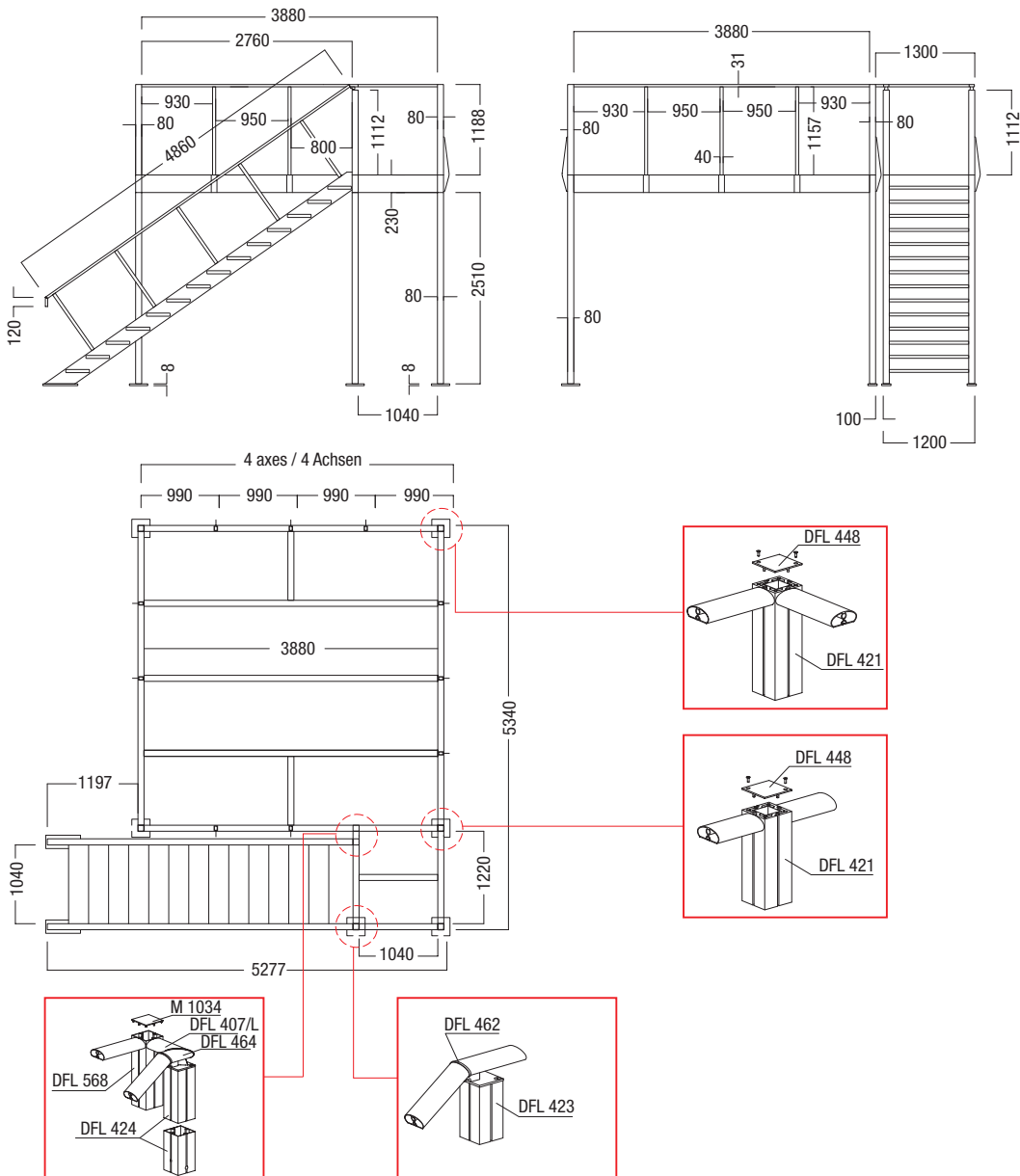
VARIANTE A: TREPPE GERADLÄUFIG / 35° TREPPENNEIGUNG



**.OCTAmax 350.
PLANNING SPECIFICATIONS
"SYSTEM MEASUREMENTS"
FOR BASIC MODULE 4 x 4 M AND
STAIRCASE LANDING.**

**.OCTAmax 350.
PLANUNGSGRUNDLAGEN
"SYSTEMMASSE" FÜR
GRUND-MODUL 4 x 4 M UND
TREPPE AUSLAUFPODEST.**

**VARIANT B: STRAIGHT STAIRCASE / 35 ° ANGLE OF STAIRCASE GRADIENT WITH STAIRCASE LANDING
VARIANTE B: TREPPE GERADLÄUFIG / 35° TREPPENNEIGUNG MIT TREPPENAUSLAUFPODEST**

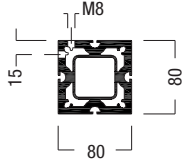


• PARTS AND ACCESSORIES.

• BAUTEILE UND ZUBEHÖR.

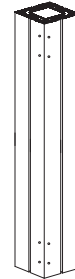
UPRIGHT EXTRUSION
STÜTZE

DFL 150.01



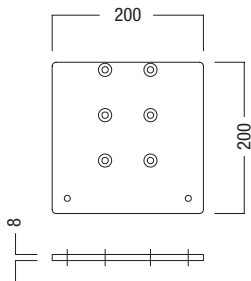
aluminium
with 4 x threads M8 to accept the base plate DFL 180,
4 x threads M8 for mounting the connector head DFL 100,
and 8 x threads M8 for mounting vertical bracing set
2510 mm long
42,99 lbs

Aluminium
mit 4 x Gewinde M8 zur Befestigung der Fußplatte DFL 180,
mit 4 x Gewinde M8 zur Befestigung des
Anschlusskopfes DFL 100
und mit 8 x Gewinde M8 zur Montage des Vertikal-Kreuz-Sets
2510 mm lang
19,5 kg



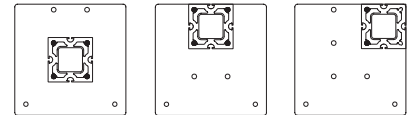
BASE PLATE FOR UPRIGHTS
FUSSPLATTE FÜR STÜTZEN

DFL 180.37



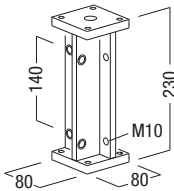
steel
with 6 x drill holes for countersunk screw M8
for centre, edge or corner setup,
incl. 4 x screws M8
5,49 lbs

Stahl
mit 6 Bohrungen für Senkschrauben M8
für Mittel-, Rand- oder Eckanordnung,
inkl. 4 x Schrauben M8
2,49 kg



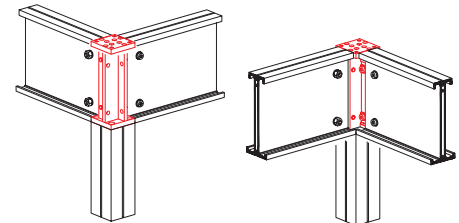
CONNECTOR HEAD
ANSCHLUSSKOPF

DFL 100.01



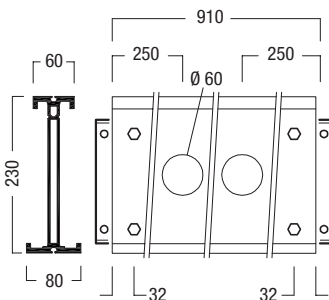
aluminium
incl. 8 x screws M8 for fixing to upright extrusion DFL 150
and for mounting of railing posts DFL 421, DFL 423,
for mounting beams in 4 directions
4,67 lbs

Aluminium
mit 8 x Schrauben M8 zur Montage auf die Stütze DFL 150
und für Geländerstützen-Befestigung DFL 421, DFL 423,
Trägeranschluss ist in 4 Richtungen möglich
2,12 kg



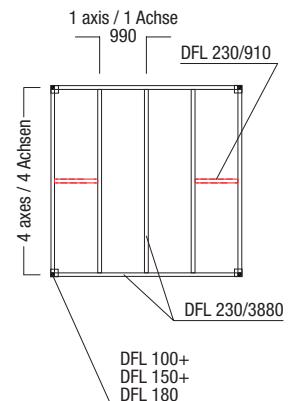
SUPPORTING BEAM
TRÄGER

DFL 230/910.00



aluminium
height: 230 mm, width: bottom 80 mm / top 60 mm,
complete with 2 x beam adaptors DFL 211, cut to size,
incl. fixing screws, with 2 drill holes 60 mm dia. for cables
Note: use only the screws supplied!
910 mm long
16.53 lbs

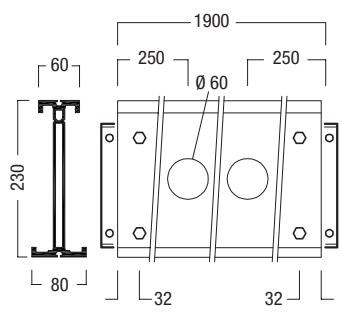
Aluminium
Höhe: 230 mm, Breite: 80 mm unten / 60 mm oben,
mit 2 x Trägeradaptern DFL 211, fertig konfektioniert,
mit Schraubenzubehör, mit 2 Bohrungen Ø 60 mm
zur Kabeldurchführung
**Achtung: nur mitgelieferte Schrauben dürfen
verwendet werden!**
910 mm lang
7,5 kg





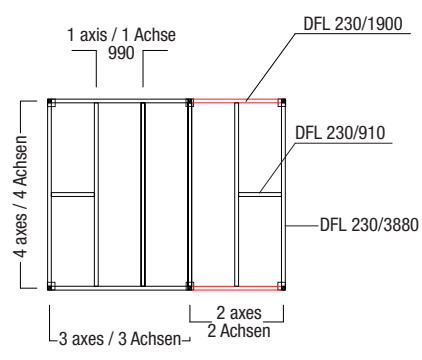
**SUPPORTING BEAM
TRÄGER**

DFL 230/1900.00



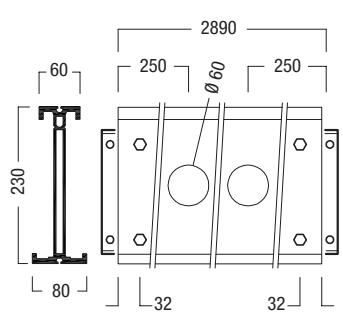
aluminium
height: 230 mm, width: bottom 80 mm / top 60 mm,
complete with 2 x beam adaptors DFL 211, cut to size,
incl. fixing screws, with 2 drill holes 60 mm dia. for cables
Note: use only the screws supplied!
1900 mm long
31.88 lbs

Aluminium
Höhe: 230 mm, Breite: 80 mm unten / 60 mm oben,
mit 2 x Trägeradaptern DFL 211, fertig konfektioniert,
mit Schraubenzubehör, mit 2 Bohrungen Ø 60 mm
zur Kabeldurchführung
**Achtung: nur mitgelieferte Schrauben dürfen
verwendet werden!**
1900 mm lang
14,46 kg



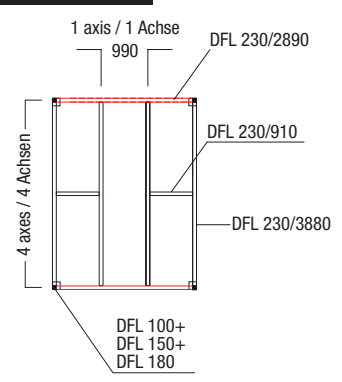
**SUPPORTING BEAM
TRÄGER**

DFL 230/2890.00



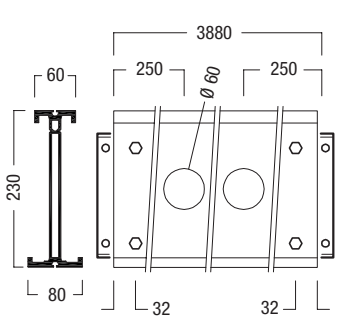
aluminium
height: 230 mm, width: bottom 80 mm / top 60 mm,
complete with 2 x beam adaptors DFL 211, cut to size,
incl. fixing screws, with 2 drill holes 60 mm dia. for cables
Note: use only the screws supplied!!
2890 mm long
48.5 lbs

Aluminium
Höhe: 230 mm, Breite: 80 mm unten / 60 mm oben,
mit 2 x Trägeradaptern DFL 211, fertig konfektioniert,
mit Schraubenzubehör, mit 2 Bohrungen Ø 60 mm
zur Kabeldurchführung
**Achtung: nur mitgelieferte Schrauben dürfen
verwendet werden!**
2890 mm lang
22 kg



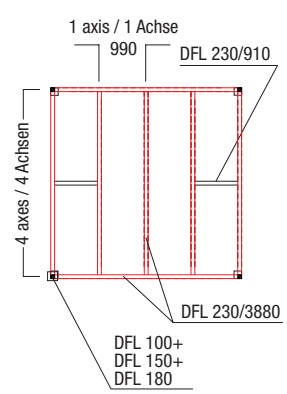
**SUPPORTING BEAM
TRÄGER**

DFL 230/3880.00



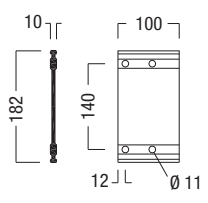
aluminium
height: 230 mm, width: bottom 80 mm / top 60 mm,
complete with 2 x beam adaptors DFL 211, cut to size,
incl. fixing screws, with 2 drill holes 60 mm dia. for cables
Note: use only the screws supplied!
3880 mm long
65.04 lbs

Aluminium
Höhe: 230 mm, Breite: 80 mm unten / 60 mm oben,
mit 2 x Trägeradapter DFL 211, fertig konfektioniert
mit Schraubenzubehör, mit 2 Bohrungen Ø 60 mm
zur Kabeldurchführung
**Achtung: nur mitgelieferte Schrauben dürfen
verwendet werden!**
3880 mm lang
29,5 kg



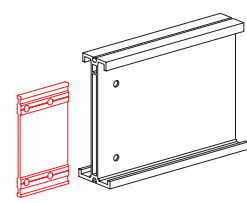
**BEAM ADAPTOR
TRÄGERADAPTER**

DFL 211.00



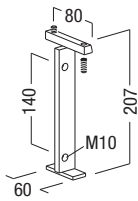
aluminium
with 4 x drill holes 11 mm dia. and incl. screw accessories,
to insert in DFL 230/... and to mount at the connector
head DFL 100 or at the beam connector 90° DFL 200
Note: use only the screws supplied!
0.82 lbs

Aluminium
mit 4 Bohrungen Ø 11 mm und mit Schraubenzubehör
zum Einbau in DFL 230/... und Befestigen am Anschlusskopf
DFL 100 oder am Träger-Einhängeteil 90° DFL 200
**Achtung: Nur die mitgelieferten Schrauben
dürfen verwendet werden!**
0,37 kg



.PARTS AND ACCESSORIES.

.BAUTEILE UND ZUBEHÖR.

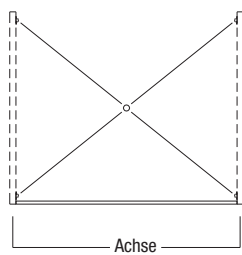
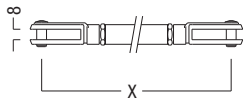
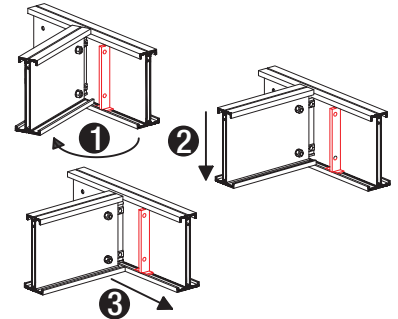


**BEAM CONNECTOR 90°
TRÄGER-EINHÄNGETEIL 90°**

DFL 200.37

steel
with 2 x threads M10 and 2 set screws M8 for mounting of intermediate beams DFL 230/... or stair stringer DFL 502 to supporting beam DFL 230/...
Note: Can be retrofitted!
1.32 lbs

Stahl
mit 2 x Gewinde M10 und 2 Klemmschrauben M8 für Montage von Zwischenträgern DFL 230/... oder Treppenwange DFL 502 an Träger DFL 230/ ...
Achtung: Nachträglich einschwenkbar!
0,60 kg



**VERTICAL CROSS BRACING SET
VERTIKALKREUZ-SET**

DFL 331... .01

aluminium / steel	1 axis
includes:	1 Achse
4 x round tubes M 1460	
8 x quicklinks M 1137	
4 x bracing brackets "edge" DFL 310	3 axes
1 x bracing disc DFL 320	3 Achsen
4 x fixing screws DFL 333	
1 x bottom pressure tie M 1025 incl. 2 x Z 961/8	4 axes
	4 Achsen

DFL 331/990.01

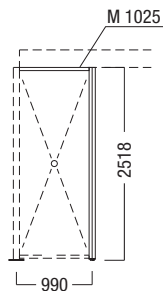
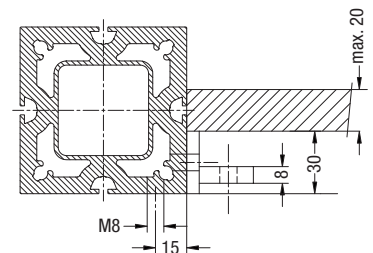
DFL 331/2970.01

DFL 331/3960.01

1 axis: 12.41 lbs
3 axes: 23.39 lbs
4 axes: 28.86 lbs

Aluminium / Stahl
beinhaltet:
4 x Rundrohre M 1460
8 x Gabelköpfe M 1137
4 x Befestigungsteile "ausen" DFL 310
1 x Befestigungsscheibe DFL 320
4 x Spannschrauben DFL 333
1 x unterer Druckriegel M 1025 inkl. 2 x Z 961/8

1 Achse: 5,63 kg
3 Achsen: 10,61 kg
4 Achsen: 13,09 kg

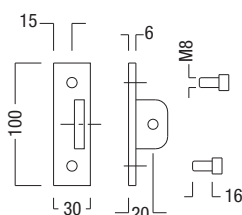


**FIXED WALL UNIT
STARRE WANDSCHEIBE**

DFL 340.01

aluminium / steel
1 x upright extrusion DFL 340
incl. 1 x beam M 1025/910 mm with 2 x Z 961/8
21.76 lbs

Aluminium / Stahl
1 x Stütze DFL 340
inkl. 1 x Zarge M 1025/910 mm mit 2 x Z 961/8
9,87 kg

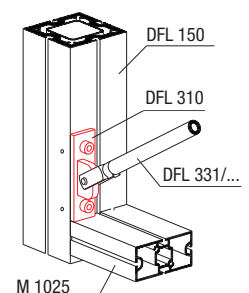


**VERTICAL CROSS BRACING BRACKET
VERTIKALKREUZ-BEFESTIGUNGSTEIL**

DFL 310.37

steel
incl. 2 x screws M8,
for mounting to upright extrusion DFL 150 and
for fixing the vertical cross bracing
0.46 lbs

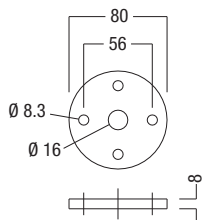
Stahl
mit 2 x Schrauben M8,
zur Befestigung an der Stütze DFL 150
und für Einhängung des Vertikalkreuzes
0,21 kg





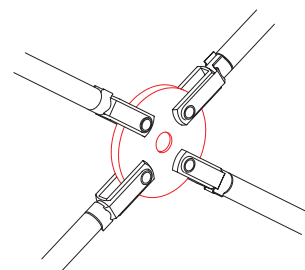
**VERTICAL CROSS BRACING DISC
VERTIKALKREUZ-BEFESTIGUNGSSCHEIBE**

DFL 320.37



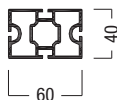
steel
80 mm dia.
0.64 lbs

Stahl
Ø 80 mm
0,29 kg



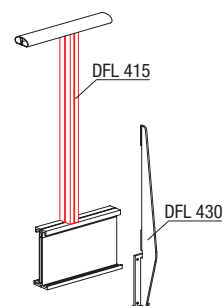
**CENTRE RAILING POST
GELÄNDERSTÜTZE / MITTE**

DFL 415.01



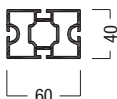
aluminium
incl. 2 x tension locks Z 961/8
Note: use only with railing post support DFL 430!
1157 mm long
4,87 lbs

Aluminium
mit 2 Stück Spannschlösser Z 961/8
Achtung: Nur in Verbindung mit Geländerstützenhalter DFL 430 verwenden!
1157 mm lang
2,21 kg



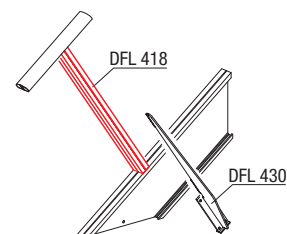
**STAIRCASE RAILING POST
TREPPENGELÄNDERSTÜTZE**

DFL 418.01



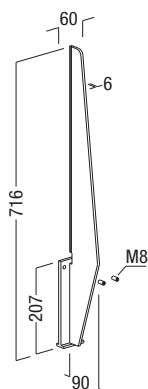
aluminium
incl. 2 x tension locks Z 961/8
Note: use only with railing post support DFL 430!
893 mm long
3.68 lbs

Aluminium
mit 2 Stück Spannschlösser Z 961/8
Achtung: Nur in Verbindung mit Geländerstützenhalter DFL 430 verwenden!
893 mm lang
1,67 kg



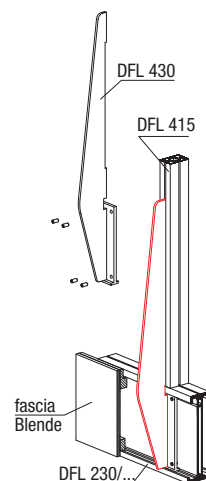
**RAILING POST SUPPORT
GELÄNDERSTÜTZENHALTER**

DFL 430.21



steel
can be retrofitted into beam DFL 230/...
to achieve the required horizontal load bearing capacity
of the handrail of 1,00 kN/m² at the balustrade,
incl. fixing screws
6.02 lbs

Stahl
zum nachträglichen Einschwenken in Träger DFL 230/...
zur Erreichung der geforderten horizontalen Beanspruchungs-
werte des Geländers von 1,0 kN/m² in Handlaufhöhe,
inkl. Befestigungsschrauben
2,73 kg

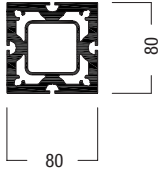


.PARTS AND ACCESSORIES.

.BAUTEILE UND ZUBEHÖR.

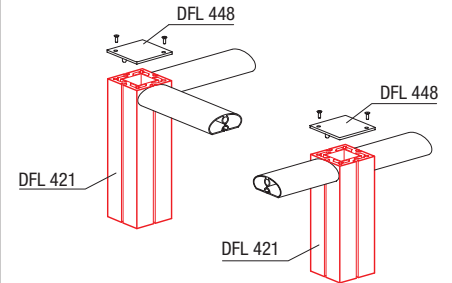
**CORNER RAILING POST
GELÄNDERSTÜTZE / ECKSITUATION**

DFL 421.01



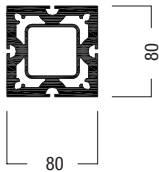
aluminium
with 4 x threads M8 (bottom) and end cap DFL 448 (top)
1188 mm long
18.87 lbs

Aluminium
mit 4 x Gewinde M8 (unten) und Endkappe DFL 448 (oben)
1188 mm lang
8.56 kg



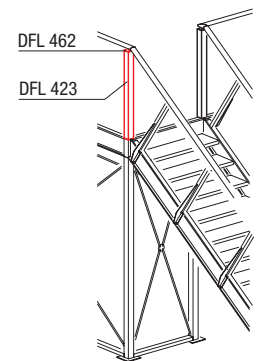
**RAILING POST / OUTER STAIRCASE CONNECTION
BRÜSTUNGSSTÜTZE / TREPPENANSCHLUSS "AUSSEN"**

DFL 423.01



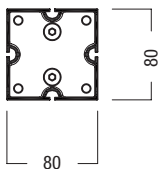
aluminium
incl. 8 x threads M8,
for mounting DFL 462
1112 mm long
18.87lbs

Aluminium
mit 8 x Gewinde M8,
für die Befestigung von DFL 462
1112 mm lang
8.56 kg



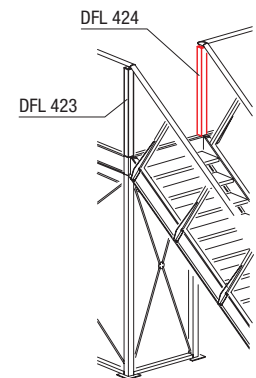
**RAILING POST / INNER STAIRCASE CONNECTION
BRÜSTUNGSSTÜTZE / TREPPENANSCHLUSS "INNEN"**

DFL 424.01



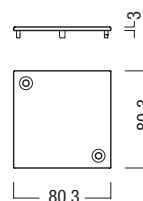
aluminium
with tension lock adaptor (bottom) and 4 x threads M8 (top)
for fixing DFL 464, DFL 466
1112 mm long
5.99 lbs

Aluminium
mit Spannschloss-Adapter (unten) und 4 x Gewinde M8 (oben)
für die Befestigung von DFL 464, DFL 466
1112 mm lang
2,72 kg



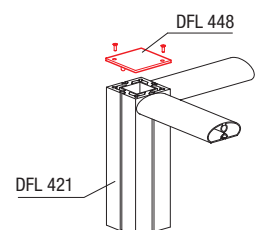
**END CAP
ENDKAPPE**

DFL 448.35



plastic
with 2 x countersunk screws M5
for railing post DFL 421
0.02 lbs

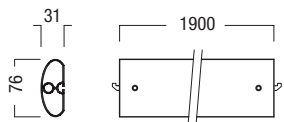
Kunststoff
mit 2 x Senkschrauben M5
für Geländerstütze DFL 421
0,01 kg





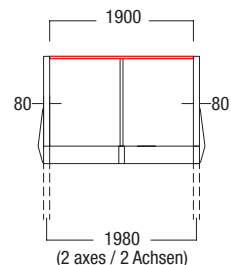
**HANDRAIL EXTRUSION / 2 AXES
HANDLAUFPROFIL / 2 ACHSEN**

DFL 402.01



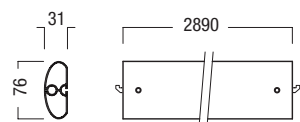
aluminium
with 2 x hammerhead bolts M 1145
1900 mm long
4.75 lbs

Aluminium
mit 2 x Hammerkopfbolzen M 1145
1900 mm lang
2,16 kg



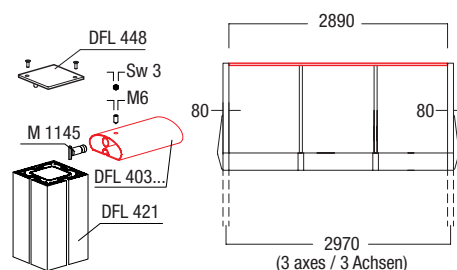
**HANDRAIL EXTRUSION / 3 AXES
HANDLAUFPROFIL / 3 ACHSEN**

DFL 403.01



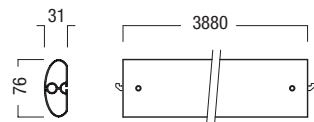
aluminium
with 2 x hammerhead bolts M 1145
2890 mm long
7.18 lbs

Aluminium
mit 2 x Hammerkopfbolzen M 1145
2890 mm lang
3,26 kg



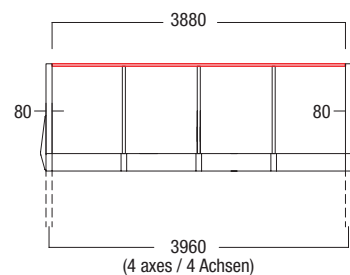
**HANDRAIL EXTRUSION / 4 AXES
HANDLAUFPROFIL / 4 ACHSEN**

DFL 404.01



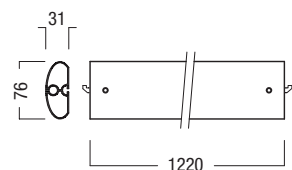
aluminium
with 2 x hammerhead bolts M 1145
3880 mm long
9.61 lbs

Aluminium
mit 2 x Hammerkopfbolzen M 1145
3880 mm lang
4,36 kg



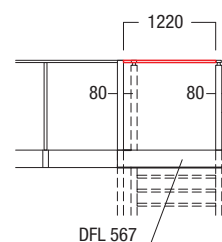
**HANDRAIL EXTRUSION
HANDLAUFPROFIL**

DFL 406.01



aluminium
with 2 x hammerhead bolts M 1145,
only for staircase landing DFL 561
1220 mm long
3.09 lbs

Aluminium
mit 2 x Hammerkopfbolzen M 1145,
nur für Treppenauslaufpodest DFL 561 verwendbar
1220 mm lang
1,40 kg

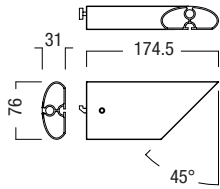


.PARTS AND ACCESSORIES.

.BAUTEILE UND ZUBEHÖR.

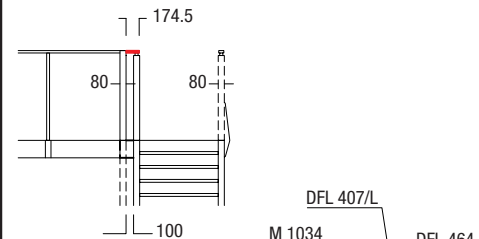
**HANDRAIL EXTRUSION
HANDLAUFPROFIL**

DFL 407/L.01



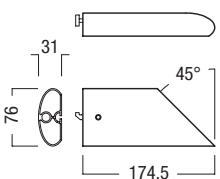
aluminium
with 1 x hammerhead bolt M 1145, one-side 45° mitered
for handrail connector DFL 464
174.5 mm long
0.39 lbs

Aluminium
mit 1 x Hammerkopfbolzen M 1145, einseitig schräg 45°
für Handlauf-Verbinder DFL 464
174.5 mm lang
0,18 kg



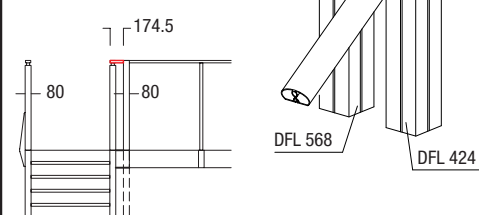
**HANDRAIL EXTRUSION
HANDLAUFPROFIL**

DFL 407/R.01



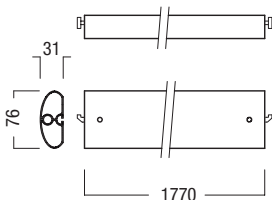
aluminium
with 1 x hammerhead bolt M 1145, one-side 45° mitered
for handrail connector DFL 466
174.5 mm long
0.39 lbs

Aluminium
mit 1 x Hammerkopfbolzen M 1145, einseitig schräg 45°
für Handlauf-Verbinder DFL 466
174.5 mm lang
0,18 kg



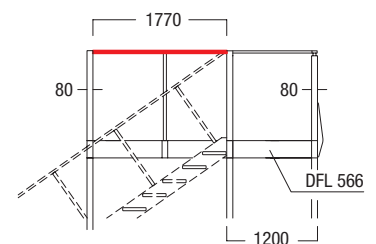
**HANDRAIL EXTRUSION
HANDLAUFPROFIL**

DFL 408.01



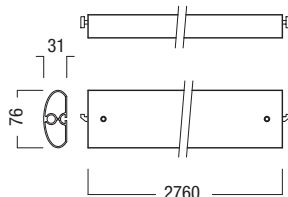
aluminium
with 2 x hammerhead bolts M 1145,
used only in connection with staircase landing DFL 561
1770 mm long
4.54lbs

Aluminium
mit 2 x Hammerkopfbolzen M 1145,
wird nur in Verbindung mit Treppenauslaufpodest DFL 561
verwendet
1770 mm lang
2,01 kg



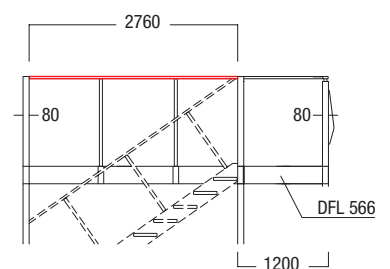
**HANDRAIL EXTRUSION
HANDLAUFPROFIL**

DFL 409.01



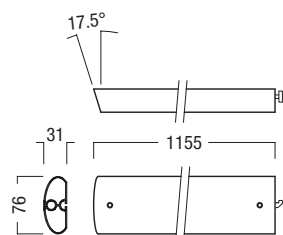
aluminium
with 2 x hammerhead bolts M 1145,
only used in connection with staircase landing DFL 561
2760 mm long
6.86 lbs

Aluminium
mit 2 x Hammerkopfbolzen M 1145,
wird nur in Verbindung mit Treppenauslaufpodest DFL 561
verwendet
2760 mm lang
3,11 kg



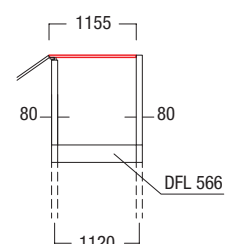
**HANDRAIL EXTRUSION "STAIRCASE CONNECTION"
HANDLAUFPROFIL "TREPPENANSCHLUSS"**

DFL 441.01



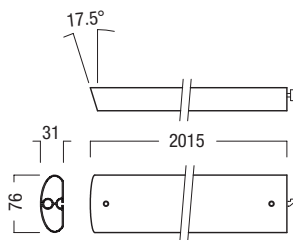
aluminium
with 1 x hammerhead bolt M 1145, one-side 17.5° mitered
for handrail connector DFL 462,
only for staircase landing DFL 561
1155 mm long
2.88 lbs

Aluminium
mit 1 x Hammerkopfbolzen M 1145, einseitig schräg 17,5°
für Handlauf-Verbinder DFL 462,
nur für Treppenauslaufpodest DFL 561 verwendbar
1155 mm lang
1,31 kg



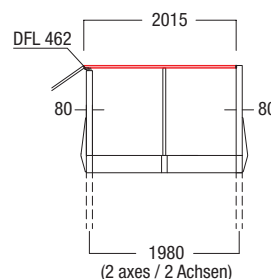
HANDRAIL EXTRUSION "STAIRCASE CONNECTION"
HANDLAUFPROFIL "TREPPENANSCHLUSS"

DFL 442.01



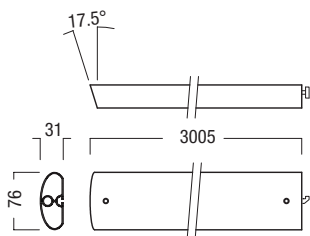
aluminium
 with 1 x hammerhead bolt M 1145, one-side 17.5° mitered
 for handrail connector DFL 462
2015 mm long
 4.99 lbs

Aluminium
 mit 1 x Hammerkopfbolzen M 1145, einseitig schräg 17,5°
 für Handlauf-Verbinder DFL 462
2015 mm lang
 2,26 kg



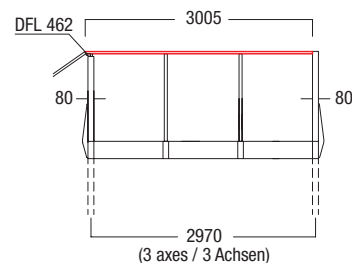
HANDRAIL EXTRUSION "STAIRCASE CONNECTION"
HANDLAUFPROFIL "TREPPENANSCHLUSS"

DFL 443.01



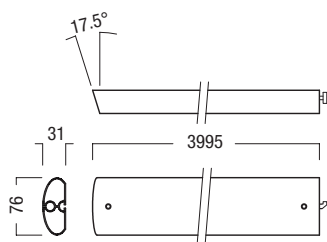
aluminium
 with 1 x hammerhead bolt M 1145, one-side 17.5° mitered
 for handrail connector DFL 462
3005 mm long
 7.41 lbs

Aluminium
 mit 1 x Hammerkopfbolzen M 1145, einseitig schräg 17,5°
 für Handlauf-Verbinder DFL 462
3005 mm lang
 3,36 kg



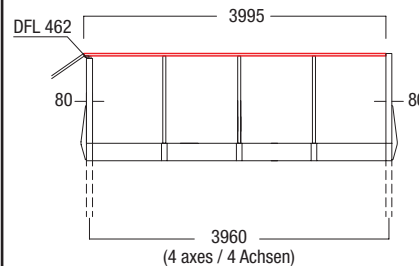
HANDRAIL EXTRUSION "STAIRCASE CONNECTION"
HANDLAUFPROFIL "TREPPENANSCHLUSS"

DFL 444.01



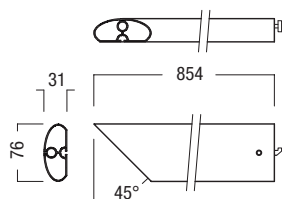
aluminium
 with 1 x hammerhead bolt M 1145, one-side 17.5° mitered
 for handrail connector DFL 462
3995 mm long
 9.84 lbs

Aluminium
 mit 1 x Hammerkopfbolzen M 1145, einseitig schräg 17,5°
 für Handlauf-Verbinder DFL 462
3995 mm lang
 4,46 kg



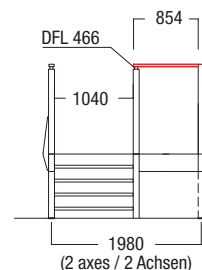
HANDRAIL EXTRUSION "STAIRCASE CONNECTION"
HANDLAUFPROFIL "TREPPENANSCHLUSS"

DFL 451/R.01



aluminium
 with 1 x hammerhead bolt M 1145, one-side 45° mitered
 for handrail connector DFL 466
854 mm long
 1.98 lbs

Aluminium
 mit 1 x Hammerkopfbolzen M 1145, einseitig schräg 45°
 für Handlauf-Verbinder DFL 466
854 mm lang
 0,90 kg

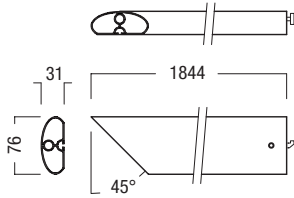


.PARTS AND ACCESSORIES.

.BAUTEILE UND ZUBEHÖR.

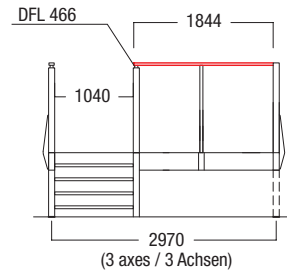
**HANDRAIL EXTRUSION "STAIRCASE CONNECTION"
HANDLAUFPROFIL "TREPPENANSCHLUSS"**

DFL 452/R.01



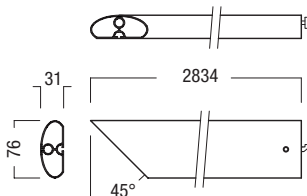
aluminium
with 1 x hammerhead bolt M 1145, one-side 45° mitered
for handrail connector DFL 466
1844 mm long
4.41 lbs

Aluminium
mit 1 x Hammerkopfbolzen M 1145, einseitig schräg 45°
für Handlauf-Verbinder DFL 466
1844 mm lang
2,00 kg



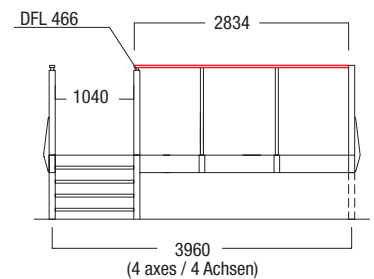
**HANDRAIL EXTRUSION "STAIRCASE CONNECTION"
HANDLAUFPROFIL "TREPPENANSCHLUSS"**

DFL 453/R.01



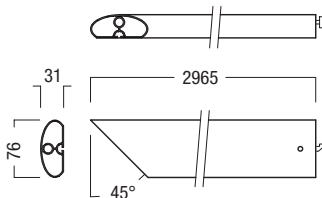
aluminium
with 1 x hammerhead bolt M 1145, one-side 45° mitered
for handrail connector DFL 466
2834 mm long
6.85 lbs

Aluminium
mit 1 x Hammerkopfbolzen M 1145, einseitig schräg 45°
für Handlauf-Verbinder DFL 466
2834 mm lang
3,11 kg



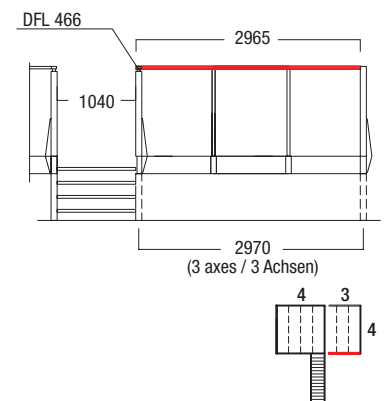
**HANDRAIL EXTRUSION "STAIRCASE CONNECTION"
HANDLAUFPROFIL "TREPPENANSCHLUSS"**

DFL 456/R.01



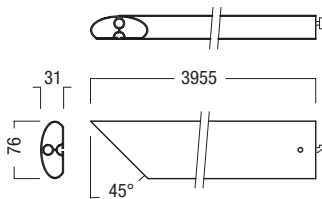
aluminium
with 1 x hammerhead bolt M 1145, one-side 45° mitered
for handrail connector DFL 466
2965 mm long
7.26 lbs

Aluminium
mit 1 x Hammerkopfbolzen M 1145, einseitig schräg 45°
für Handlauf-Verbinder DFL 466
2965 mm lang
3,29 kg



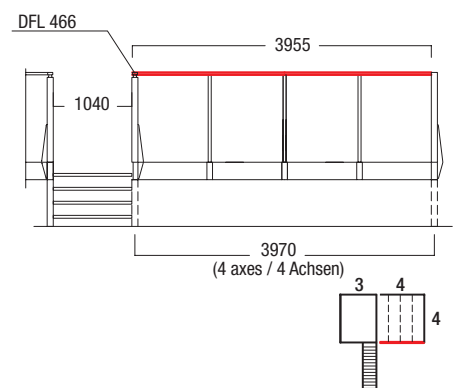
**HANDRAIL EXTRUSION "STAIRCASE CONNECTION"
HANDLAUFPROFIL "TREPPENANSCHLUSS"**

DFL 457/R.01



aluminium
with 1 x hammerhead bolt M 1145, one-side 45° mitered
for handrail connector DFL 466
3955 mm long
9.69 lbs

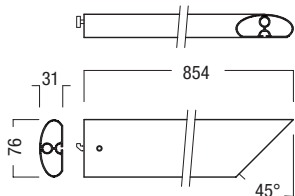
Aluminium
mit 1 x Hammerkopfbolzen M 1145, einseitig schräg 45°
für Handlauf-Verbinder DFL 466
3955 mm lang
4,39 kg





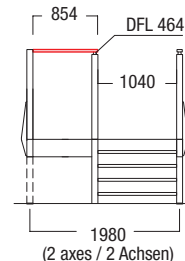
HANDRAIL EXTRUSION "STAIRCASE CONNECTION"
HANDLAUFPROFIL "TREPPENANSCHLUSS"

DFL 451/L.01



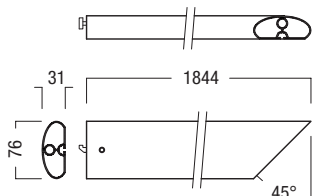
aluminium
 with 1 x hammerhead bolt M 1145, one-side 45° mitered
 for handrail connector DFL 464
854 mm long
 1.98 lbs

Aluminium
 mit 1 x Hammerkopfbolzen M 1145, einseitig schräg 45°
 für Handlauf-Verbinder DFL 464
854 mm lang
 0,90 kg



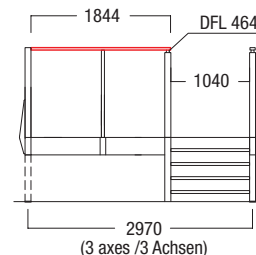
HANDRAIL EXTRUSION "STAIRCASE CONNECTION"
HANDLAUFPROFIL "TREPPENANSCHLUSS"

DFL 452/L.01



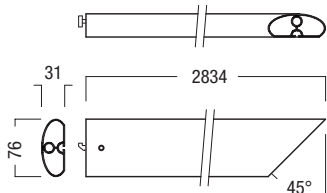
aluminium
 with 1 x hammerhead bolt M 1145, one-side 45° mitered
 for handrail connector DFL 464
1844 mm long
 4.41 lbs

Aluminium
 mit 1 x Hammerkopfbolzen M 1145, einseitig schräg 45°
 für Handlauf-Verbinder DFL 464
1844 mm lang
 2,00 kg



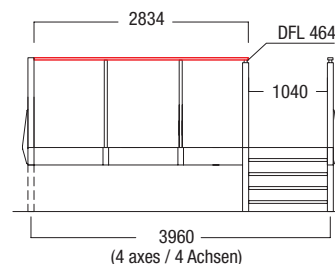
HANDRAIL EXTRUSION "STAIRCASE CONNECTION"
HANDLAUFPROFIL "TREPPENANSCHLUSS"

DFL 453/L.01



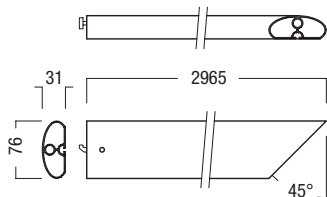
aluminium
 with 1 x hammerhead bolt M 1145, one-side 45° mitered
 for handrail connector DFL 464
2834 mm long
 6.85 lbs

Aluminium
 mit 1 x Hammerkopfbolzen M 1145, einseitig schräg 45°
 für Handlauf-Verbinder DFL 464
2834 mm lang
 3,11 kg



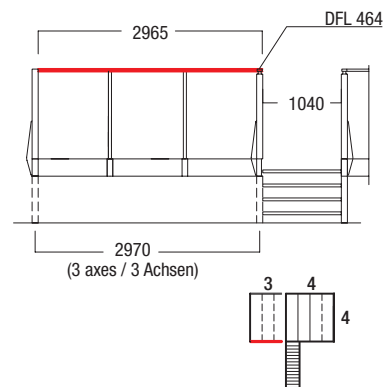
HANDRAIL EXTRUSION "STAIRCASE CONNECTION"
HANDLAUFPROFIL "TREPPENANSCHLUSS"

DFL 456/L.01



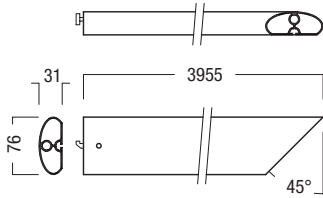
aluminium
 with 1 x hammerhead bolt M 1145, one-side 45° mitered
 for handrail connector DFL 464
2965 mm long
 7.26 lbs

Aluminium
 mit 1 x Hammerkopfbolzen M 1145, einseitig schräg 45°
 für Handlauf-Verbinder DFL 464
2965 mm lang
 3,29 kg



.PARTS AND ACCESSORIES.

.BAUTEILE UND ZUBEHÖR.

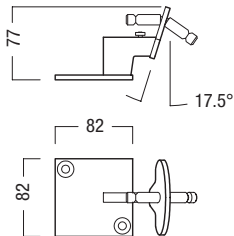
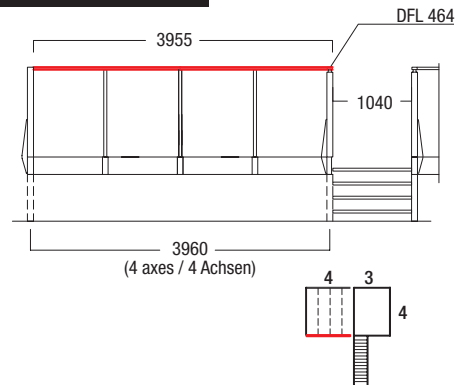


**HANDRAIL EXTRUSION "STAIRCASE CONNECTION"
HANDLAUFPROFIL "TREPPENANSCHLUSS"**

aluminium
with 1 x hammerhead bolt M 1145, one-side 45° mitered
for handrail connector DFL 464
3955 mm long
9.69 lbs

Aluminium
mit 1 x Hammerkopfbolzen M 1145, einseitig schräg 45°
für Handlauf-Verbinder DFL 464
3955 mm lang
4,39 kg

DFL 457/L.01

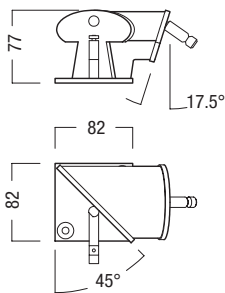
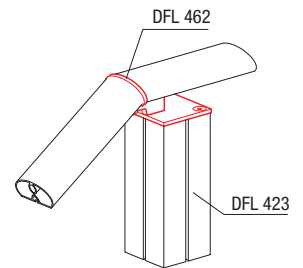


**HANDRAIL CONNECTOR
HANDLAUF-VERBINDER**

steel
with 2 x fixing screws M8,
to be used with staircase (top)
1.17 lbs

Stahl
mit 2 x Befestigungsschrauben M8,
wird verwendet im Treppenbereich (oben)
0,53 kg

DFL 462.21

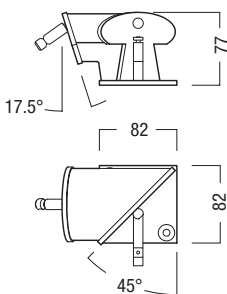
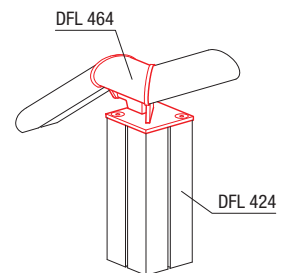


**HANDRAIL CONNECTOR
HANDLAUF-VERBINDER**

steel
with 2 x fixing screws M8,
to be used as corner element (top left)
1.69 lbs

Stahl
mit 2 x Befestigungsschrauben M8,
wird verwendet als Eckteil im Treppenbereich (oben links)
0,76 kg

DFL 464.21

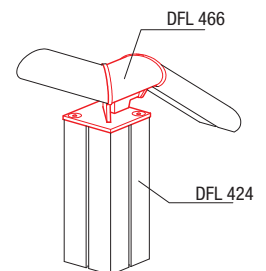


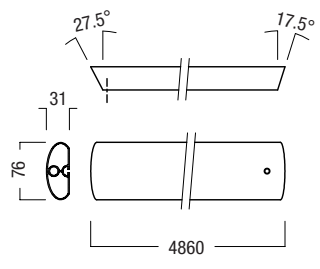
**HANDRAIL CONNECTOR
HANDLAUF-VERBINDER**

steel
with 2 x fixing screws M8,
to be used as corner element with staircase (top right)
1.69 lbs

Stahl
mit 2 x Befestigungsschrauben M8,
wird verwendet als Eckteil im Treppenbereich (oben rechts)
0,76 kg

DFL 466.21



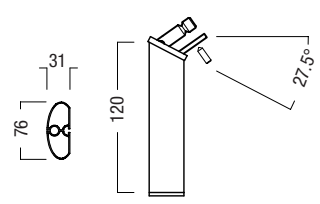
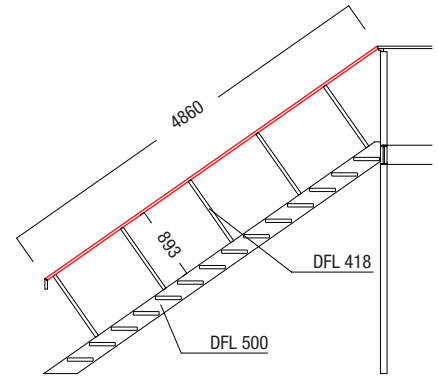


HANDRAIL EXTRUSION "STAIRCASE CONNECTION"
HANDLAUFPROFIL "TREPPENANSCHLUSS"

DFL 435.01

aluminium
to be used as staircase balustrade in connection with railing posts DFL 418 and stair stringer set DFL 500
4860 mm long
11.91 lbs

Aluminium
für den Einsatz als Treppengeländer in Verbindung mit Treppengeländerstützen DFL 418 und Treppenwangen-Set DFL 500
4860 mm lang
5,40 kg

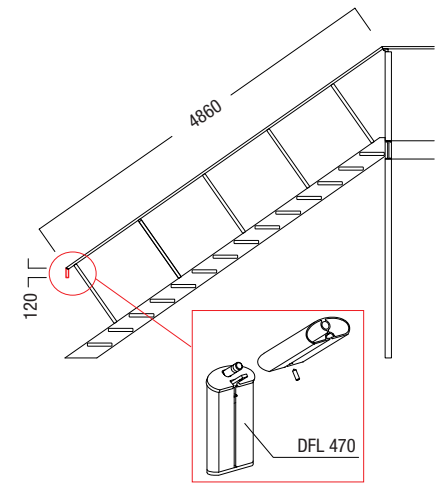


HANDRAIL EXTRUSION "END PIECE"
HANDLAUFPROFIL "ENDSTÜCK"

DFL 470.01

steel / aluminium
with 1 x end plate DFL 410,
to be used with handrail extrusion DFL 435 at the bottom
0.73 lbs

Stahl / Aluminium
mit 1 x Endplatte DFL 410,
wird am Handlaufprofil DFL 435 unten verwendet
0,33 kg

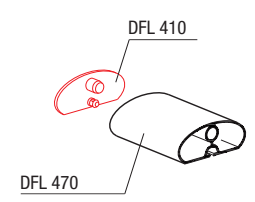
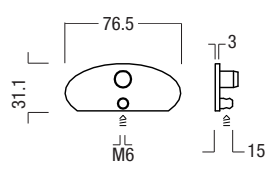


END PLATE
ENDPLATTE

DFL 410.21

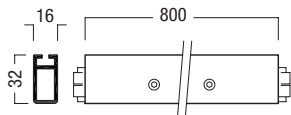
steel
for handrail extrusion „end piece“ DFL 470
0.123 lbs

Stahl
für Handlaufprofil „Endstück“ DFL 470
0,056 kg



**.PARTS AND
ACCESSORIES.**

**.BAUTEILE UND
ZUBEHÖR.**

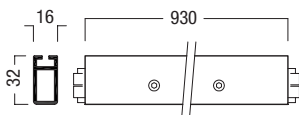
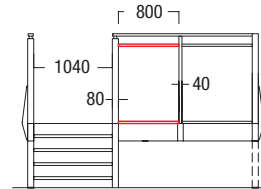


**BEAM 32 MM
ZARGE 32 MM**

aluminium
incl. 2 built-in tension locks Z 961/13
800 mm long
1.11 lbs

Aluminium
mit 2 eingebauten Spannschlössern Z 961/13
800 mm lang
0,51 kg

DFL 491.01

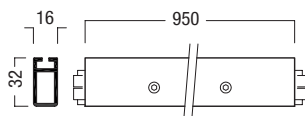
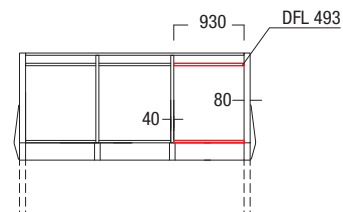


**BEAM 32 MM
ZARGE 32 MM**

aluminium
incl. 2 built-in tension locks Z 961/13
930 mm long
1.26 lbs

Aluminium
mit 2 eingebauten Spannschlössern Z 961/13
930 mm lang
0,57 kg

DFL 493.01

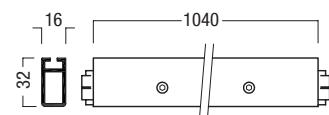
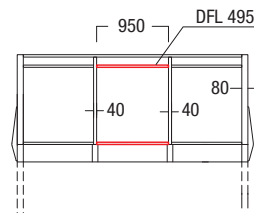


**BEAM 32 MM
ZARGE 32 MM**

aluminium
incl. 2 built-in tension locks Z 961/13
950 mm long
1.28 lbs

Aluminium
mit 2 eingebauten Spannschlössern Z 961/13
950 mm lang
0,58 kg

DFL 495.01

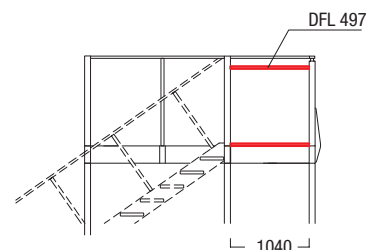


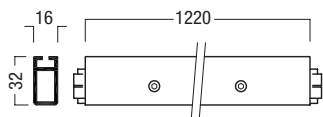
**BEAM 32 MM
ZARGE 32 MM**

aluminium
incl. 2 built-in tension locks Z 961/13
only used in connection with staircase landing DFL 561
1040 mm long
1.36 lbs

Aluminium
mit 2 eingebauten Spannschlössern Z 961/13
wird nur in Verbindung mit Treppenauslaufpodest DFL 561
verwendet
1040 mm lang
0,62 kg

DFL 497.01



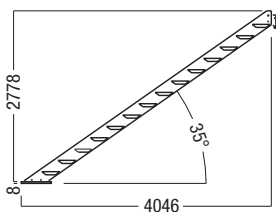
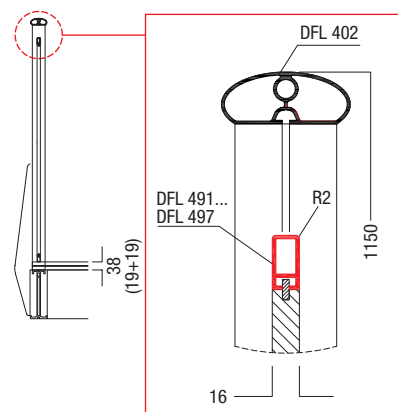
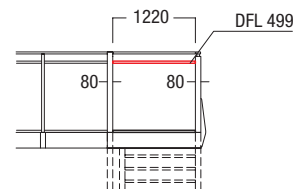


**BEAM 32 MM
ZARGE 32 MM**

aluminium
incl. 2 built-in tension locks Z 961/13
used only in connection with staircase landing DFL 561
1220 mm long
1.58 lbs

Aluminium
mit 2 eingebauten Spannschlössern Z 961/13,
wird nur in Verbindung mit Treppenauslaufpodest DFL 561
verwendet
1220 mm lang
0,72 kg

DFL 499.01

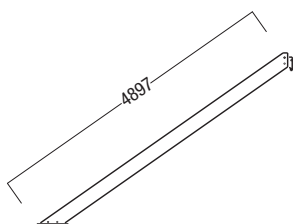
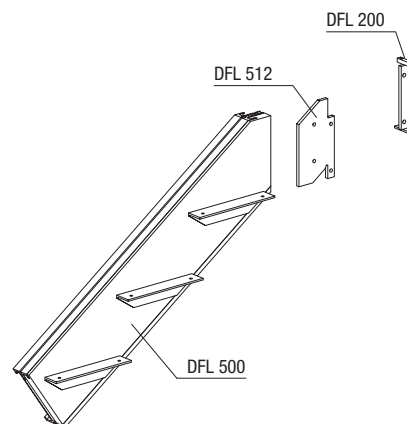


**35° STAIR STRINGER SET
35° TREPPENWANGEN-SET**

aluminium / steel / wood
1 pair left and right
incl. 1 x DFL 502 and 1 x DFL 503
Note: treads not included!
permitted live load 5,0 kN/m² in connection with
stair threads DFL 530
315.39 lbs

Aluminium / Stahl / Holz
1 Paar links und rechts,
bestehend aus 1 x DFL 502 und 1 x DFL 503
Achtung: ohne Treppenstufen!
zulässige Verkehrslast 5,0 kN/m² in Verbindung mit
Treppenstufen DFL 530
143,06 kg

DFL 500.90

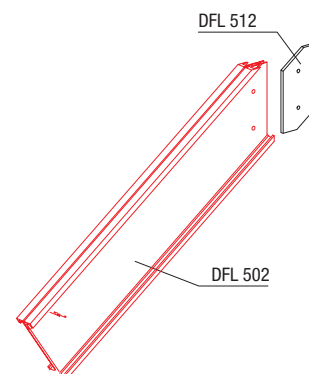


**35° STAIR STRINGERS
35° TREPPENWANGEN**

aluminium / steel
1 pair left and right
incl. 2 x foot plates DFL 510
and 2 x beam connectors DFL 512
Note: stair stringer infills DFL 503 not included!
171.72 lbs

Aluminium / Stahl
1 Paar für links und rechts,
inkl. 2 x Bodenplatte DFL 510
und 2 x Träger-Einhängeteile DFL 512
Achtung: ohne Treppenwangen-Füllungen DFL 503!
77,89 kg

DFL 502.00

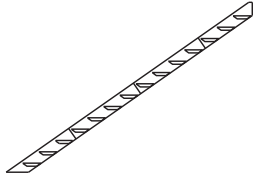


• PARTS AND ACCESSORIES.

• BAUTEILE UND ZUBEHÖR.

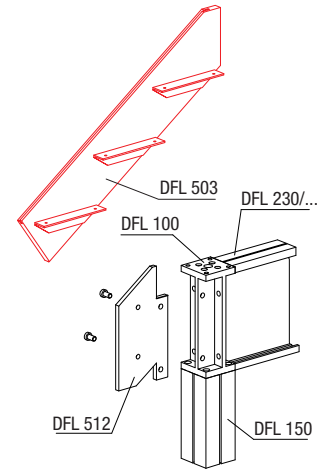
**STAIR STRINGERS INFILL
TREPPENWANGEN-FÜLLUNG**

DFL 503.31



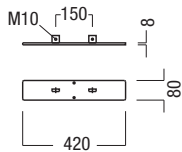
wood / steel
1 pair left and right
with 28 mounted tread angles DFL 520
for stair stringer DFL 502
143.68 lbs

Holz / Stahl
1 Paar für links und rechts,
mit 28 montierten Stufenwinkeln DFL 520
für Treppenwange DFL 502
65,17 kg



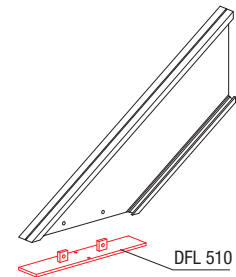
**FOOT PLATE FOR STAIR STRINGER
BODENPLATTE FÜR TREPPENWANGE**

DFL 510.37



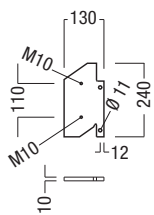
steel
incl. fixing screw set
5.07 lbs

Stahl
inkl. Schraubenset
2,3 kg



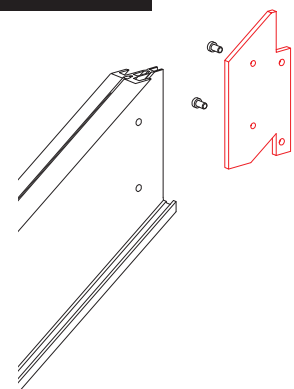
**BEAM CONNECTOR FOR STAIR STRINGER
EINHÄNGETEIL FÜR TREPPENWANGE**

DFL 512.37



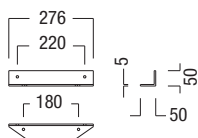
steel
incl. fixing screw set,
for mounting of a stair stringer DFL 500, DFL 550, DFL 570
to connector head DFL 100
or to beam connector 90° DFL 200
4.74 lbs

Stahl
inkl. Befestigungsschrauben,
für Montage einer Treppenwange DFL 500, DFL 550, DFL 570
an den Anschlusskopf DFL 100
oder an Trägereinhängeteil 90° DFL 200
2,15 kg



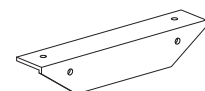
**TREAD SUPPORT
STUFENWINKEL**

DFL 520.37

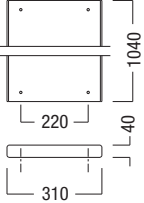
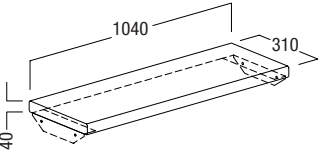
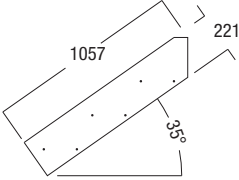
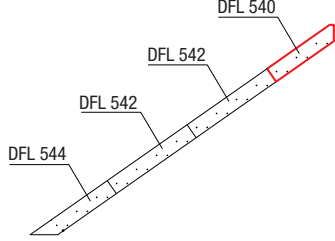
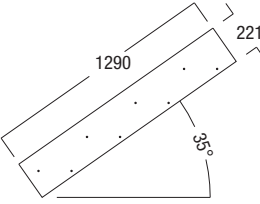
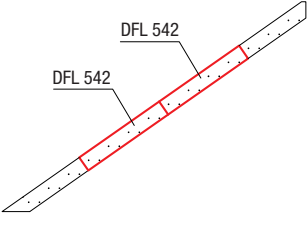
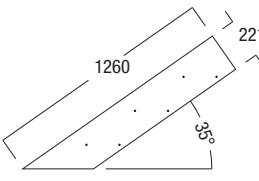
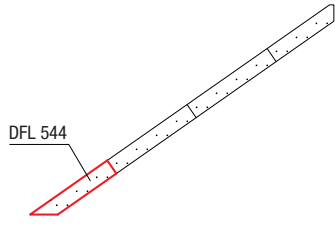


steel
incl. 2 x fixing screws M8
1.30 lbs

Stahl
inkl. 2 x Befestigungsschrauben M8
0,59 kg

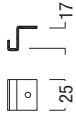




	<p>TREAD 40 MM TREPPENSTUFE 40 MM</p> <p>wood with 4 x threaded bushings M8 / steel and 4 x fixing screws M8 for stair width 1200 mm 19.27 lbs</p> <p>Holz mit 4 x Gewindebuchsen M8 / Stahl und 4 x Befestigungsschrauben M8 für Treppenbreite 1200 mm 8,74 kg</p>	<p>DFL 530.00</p> 
	<p>STAIR STRINGERS TOP INFILL TREPPENWANGEN-FÜLLUNG "OBEN"</p> <p>wood 1 pair left and right, to insert into stair stringer DFL 502, DFL 552 and DFL 572 18.17 lbs</p> <p>Holz 1 Paar für links und rechts, zum Einschieben in Treppenwange DFL 502, DFL 552 und DFL 572 8,24 kg</p>	<p>DFL 540.31</p> 
	<p>STAIR STRINGERS CENTRE INFILL / 2 X TREPPENWANGEN-FÜLLUNG "MITTE" / 2 X</p> <p>wood 2 pairs left and right, to insert into stair stringer DFL 502 46.91 lbs</p> <p>Holz 2 Paar für links und rechts, zum Einschieben in Treppenwange DFL 502 21,28 kg</p>	<p>DFL 542.31</p> 
	<p>STAIR STRINGERS BOTTOM INFILL TREPPENWANGEN-FÜLLUNG "UNTEN"</p> <p>wood 1 pair left and right, to insert into stair stringer DFL 502 20.72 lbs</p> <p>Holz 1 Paar für links und rechts, zum Einschieben in Treppenwange DFL 502 9,4 kg</p>	<p>DFL 544.31</p> 

.PARTS AND ACCESSORIES.

.BAUTEILE UND ZUBEHÖR.

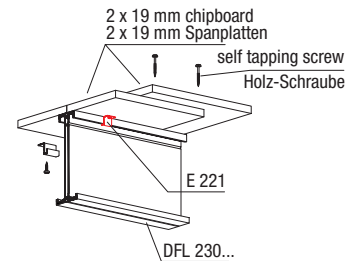


PANEL RETAINER
BODENHAKEN

E 221.38

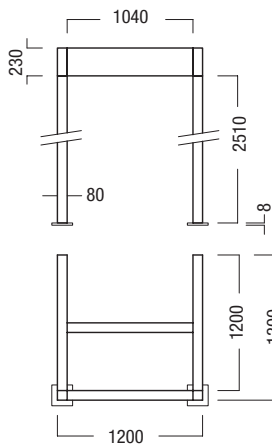
steel
with drill hole 4.5 mm dia
0.029 lbs

Stahl
mit Bohrung Ø 4,5 mm
0,013 kg



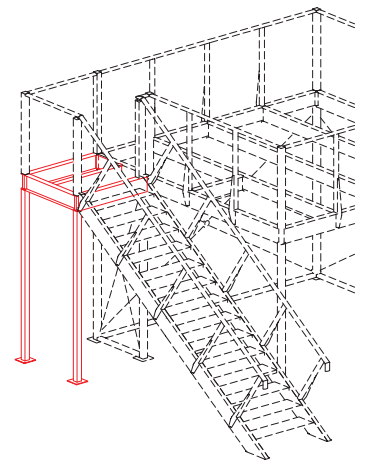
STAIRCASE LANDING
TREPPENAUSLAUFPODEST

DFL 561.00



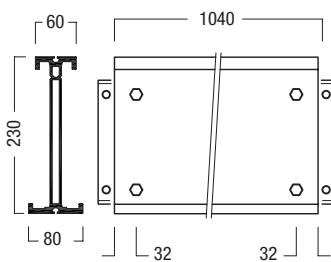
aluminium / steel
includes:
2 x upright extrusions DFL 150
2 x base plates DFL 180
2 x connector heads DFL 100
2 x supporting beams DFL 566
2 x supporting beams DFL 567
3 x beam connectors DFL 200
191.51 lbs

Aluminium / Stahl
beinhaltet:
2 x Stützen DFL 150
2 x Fußplatten DFL 180
2 x Anschlussköpfe DFL 100
2 x Träger DFL 566
2 x Träger DFL 567
3 x Träger-Einhandteile DFL 200
86,87 kg



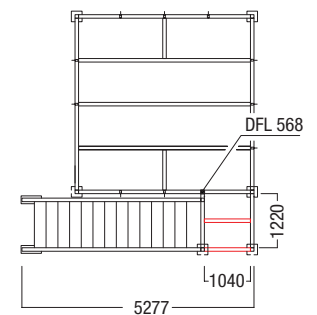
SUPPORTING BEAM
TRÄGER

DFL 566.00



aluminium
height: 230 mm, width: bottom 80 mm, top 60 mm,
complete with 2 x beam adaptor DFL 211, cut to size,
incl. fixing screws
Note: use only the bolts supplied!
1040 mm long
18.83 lbs

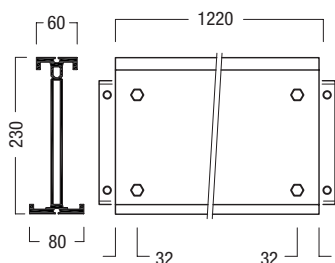
Aluminium
Höhe: 230 mm, Breite: 80 mm unten, 60 mm oben,
mit 2 x Trägeradaptern DFL 211, fertig konfektioniert,
inkl. Schraubenzubehör,
Achtung: nur mitgelieferte Schrauben verwenden!
1040 mm lang
8,54 kg





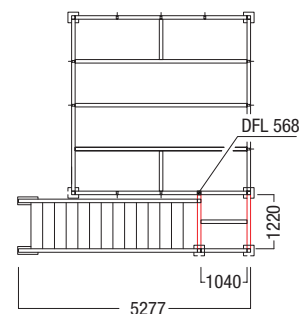
**SUPPORTING BEAM FOR STAIRCASE LANDING
TRÄGER FÜR TREPPENAUSLAUFPODEST**

DFL 567.00



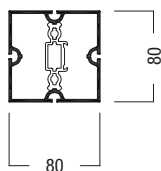
aluminium
height: 230 mm, width: bottom 80 mm, top 60 mm,
complete with 2 x beam adaptors DFL 211, cut to size,
incl. fixing screws
Note: use only the bolts supplied!
1220 mm long
21.78 lbs

Aluminium
Höhe: 230 mm, Breite: 80 mm unten, 60 mm oben,
mit 2 x Trägeradaptern DFL 211, fertig konfektioniert,
inkl. Schraubenzubehör,
Achtung: nur mitgelieferte Schrauben verwenden!
1220 mm lang
9,88 kg



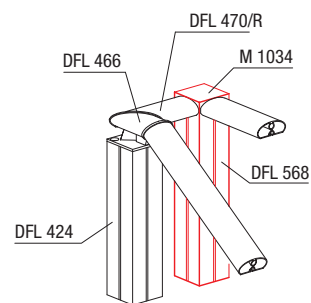
**RAILING POST "STAIRCASE LANDING"
GELÄNDERSTÜTZE "AUSLAUFPODEST"**

DFL 568.01



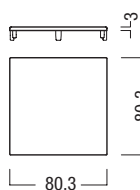
aluminium
with tension lock adaptor M 1101 and end cap M 1034
1188 mm long
5.89 lbs

Aluminium
mit Spannschloss-Adapter M 1101 und Endkappe M 1034
1188 mm lang
2,67 kg



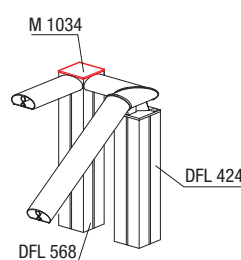
**END CAP
ENDKAPPE**

M 1034.35



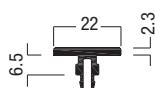
plastic
for railing post DFL 568
0.02 lbs

Kunststoff
für Geländerstütze DFL 568
0,01 kg



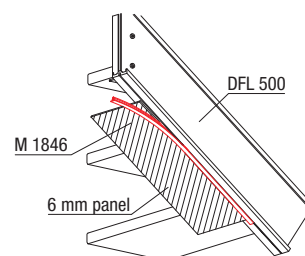
**COVER EXTRUSION
ABDECKPROFIL**

M 1846.35



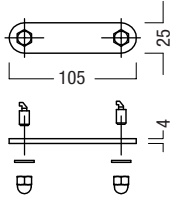
semi-hard plastic
to fix 6 mm panels at the bottom of the stair stringers
6000 mm long
1.12 lbs

Kunststoff, halbhart
Panelverkleidungen an Treppenunterseite
für 6 mm Füllungen
6000 mm lang
0,51 kg



.PARTS AND
ACCESSORIES.

.BAUTEILE UND
ZUBEHÖR.

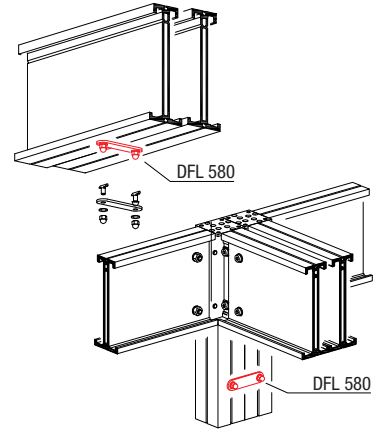


**CONNECTOR
VERBINDUNGSTEIL**

DFL 580.37

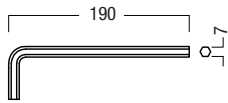
steel
with 2 x hammerhead screws M 1471,
required for parallel positioned beams or uprights
0.18 lbs

Stahl
mit 2 x Hammerkopfschrauben M 1471,
wird bei parallel positionierten Trägern oder Stützen benötigt
0,08 kg



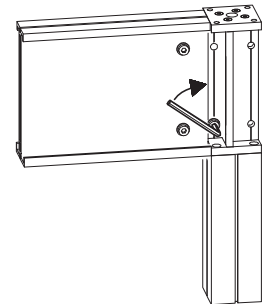
**HEXAGON WRENCH
SECHSKANT-WINKELSCHLÜSSEL**

DFL 590.90



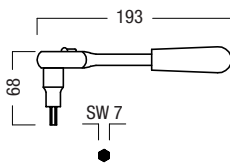
steel
A/F 7 mm
0.16 lbs

Stahl
SW 7 mm
0,07 kg



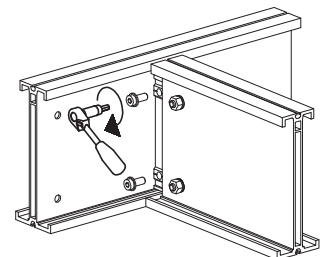
**RATCHET
RÄTSCHE**

DFL 592.90



plastic / steel
incl. screwdriver bit 7 mm
3 / 8 "
0.66 lbs

Kunststoff / Stahl
mit Schraubendreher-Einsatz SW 7 mm
3 / 8 "
0,30 kg

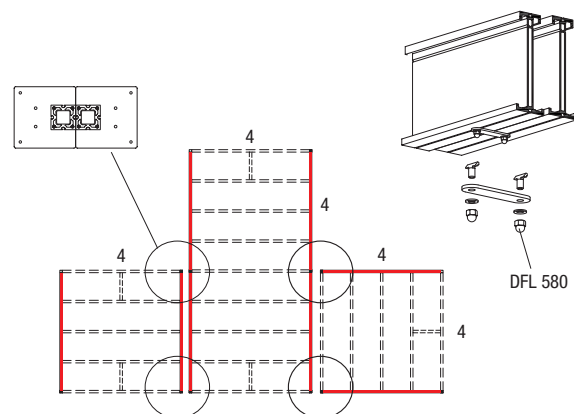
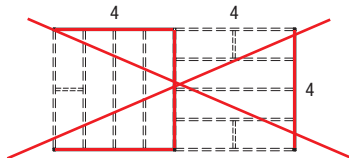
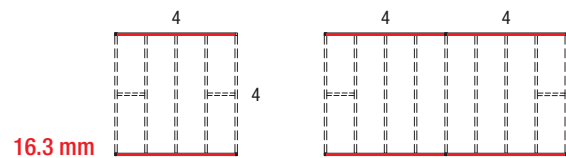
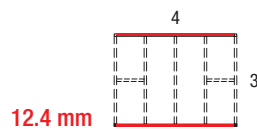
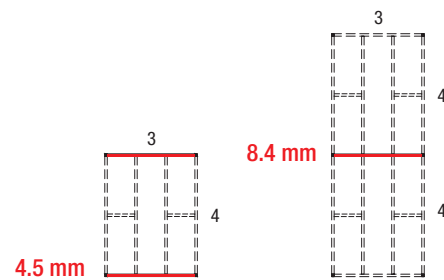
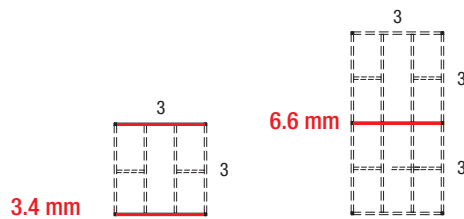


.OCTAmax 350.
LIVE LOAD.

.OCTAmax 350.
VERKEHRSLAST.

LIVE LOAD 3.5 KN/M²
VERKEHRSLAST 3,5 KN/M²

BENDING OF BEAMS:
DURCHBIEGUNG DER TRÄGER:



Note: With a live load of 3.5 kN/m² there is an overload in the edge area.

Achtung: Bei Verkehrslast 3,5 kN/m² tritt eine Überlastung im Randbereich auf.

This construction is only admissible with single modules which are installed side by side. A screw connection DFL 580 (fastening plate at the bottom side of the beam) is required for the assembled beams in order to transmit the horizontal powers.

Bauweise nur durch nebeneinander stehende Einzelmodule zulässig. Die zusammengestellten Träger benötigen eine Schraubverbindung DFL 580 (Befestigungsplatte an Trägerunterseite), um die horizontalen Kräfte übertragen zu können.

• OCTAmax 350.
CROSS-SECTIONAL VALUES.

• OCTAmax 350.
QUERSCHNITTSWERTE.

LEGEND

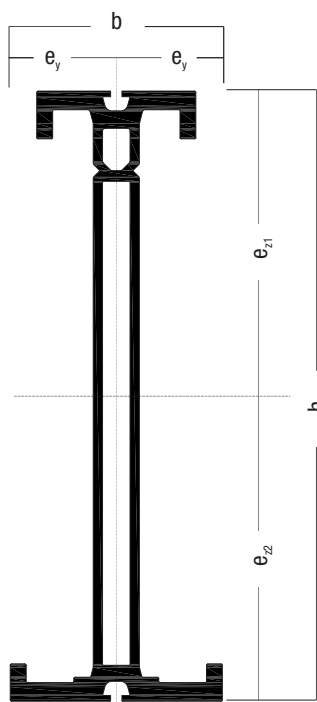
- A = cross section
- G = weight
- J = moment of inertia
- W = moment of resistance
- j = radius of inertia

BEGRIFFSAGENDA

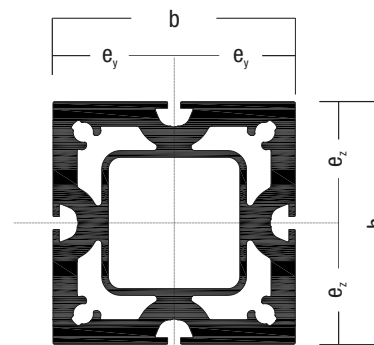
- A = Querschnitt
- G = Gewicht
- J = Trägheitsmoment
- W = Widerstandsmoment
- j = Trägheitsradius

EXTRUSION PROFIL	OUTSIDE DIMENSION AUSSENMASS		CENTRE LINE SCHWERACHSE		A	G	I _y	W _y	i _y	I _z	W _z	i _z		
	h	b	e _y	e _z										
DESCRIPTION BEZEICHNUNG	mm	mm	mm	mm	cm ²	kg/m	cm ⁴	cm ³	cm	cm ⁴	cm ³	cm		
DFL 150 (DFS 84)	80.00	80.00	40.00	40.00	29.687	8.02	232.14	58.03	2.79	232.14	58.03	2.79		
DFL 230	230.00	80.00	40.00	1	117.71	28.351	7.66	2148.99	1	182.57	8.71	73.90	18.47	1.61
				2	112.29				2	191.37				


Material: aluminium EN AW-6060 T66 (AlMgSi0,5 F22) - specific weight: 2,70 g/cm³
Material: Aluminium EN AW-6060 T66 (AlMgSi0,5 F22) - Spezi. Gewicht: 2,70 g/cm³



DFL 230



DFL 150 (DFS 84)



FUNCTION
& FORM - THAT'S
OCTANORM.

exhibition systems
interior design systems
presentation systems
cleanroom systems
software and service



EXPERIENCE NEW DIMENSIONS
WITH OCTAmax350.
ERLEBEN SIE NEUE DIMENSIONEN
MIT OCTAMAX350.

AW 7922_OCTAmax350_12/2008

THE
WORLD
OF
SYSTEMS

www.octanorm.com

OCTANORM 