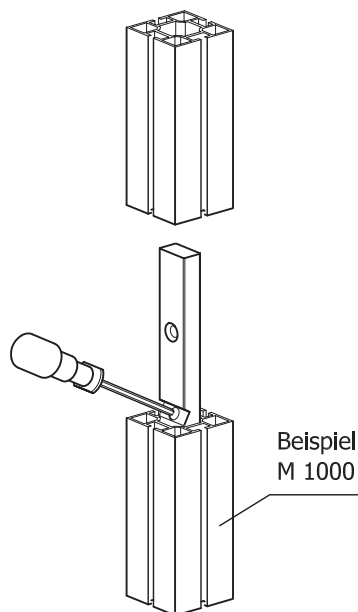


CASE 1

no processing

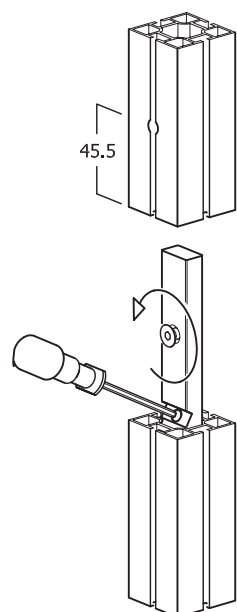
Z 967 only clamped in lower part of upright, upper part plugged in



CASE 2

punch upper part Ø 8

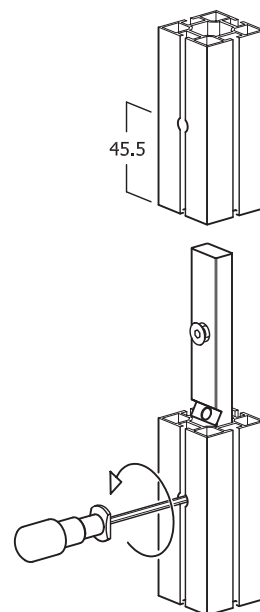
Upper part clamped, countersunk screw direct against inner extrusion surface



CASE 3

punch upper and lower part Ø 8

Z 967 clamped with torx screw part No. E 111/m



CASE 3

drill and countersink upper and lower part Ø 12

Z 967 fixed with "long" torx screw part No. M 1102/20, (M 6x16)

