

Maße für Wandplatten 4 mm  
„Platten - Höhe“

Nutentiefe / Zargen:

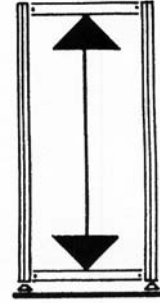
Z 400 : 10 mm

Z 110 : 10 mm

Z 508 : 7 mm

Z 310 : 10 mm

M 1000 : 7 mm

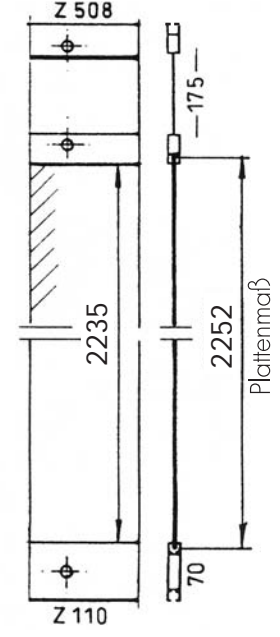
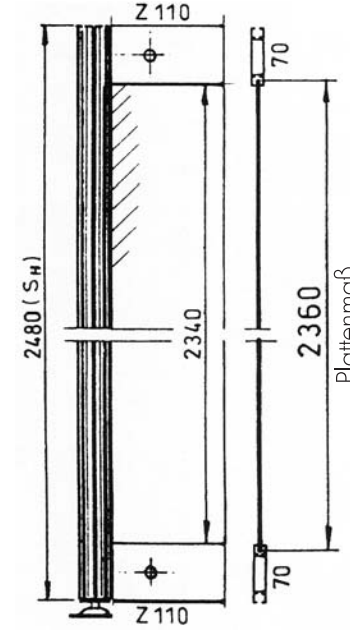
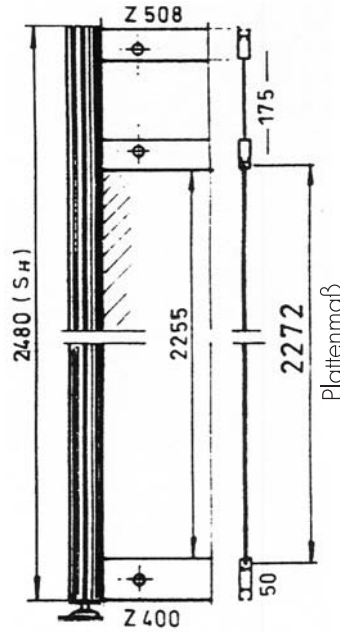
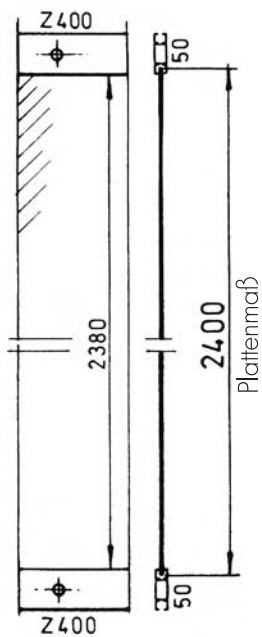
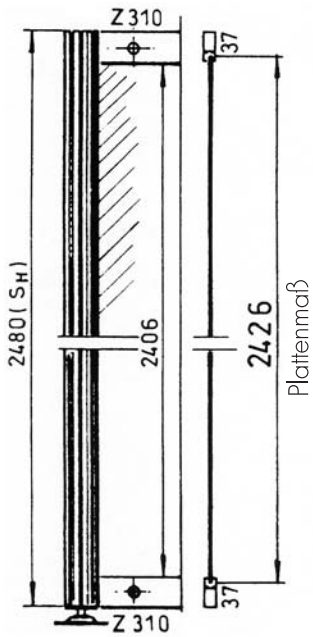


$S_H$  = Stützhöhe

(Maße in mm)

1  $S_H - 54$  = Plattenhöhe    2  $S_H - 80$  = Plattenhöhe    3  $S_H - 208$  = Plattenhöhe

4  $S_H - 120$  = Plattenhöhe    5  $S_H - 228$  = Plattenhöhe



„Platten - Breite“ siehe Blatt W 3.1