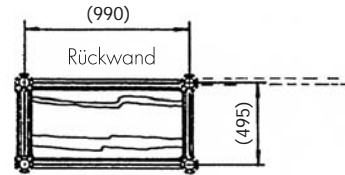


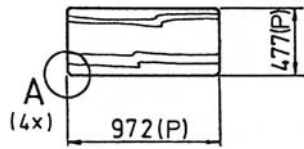
Maße für Einlege-Böden (Holz)

Zargenlänge + 22 = Plattenmaß (Breite x Tiefe) ◀

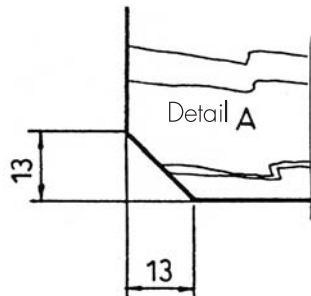
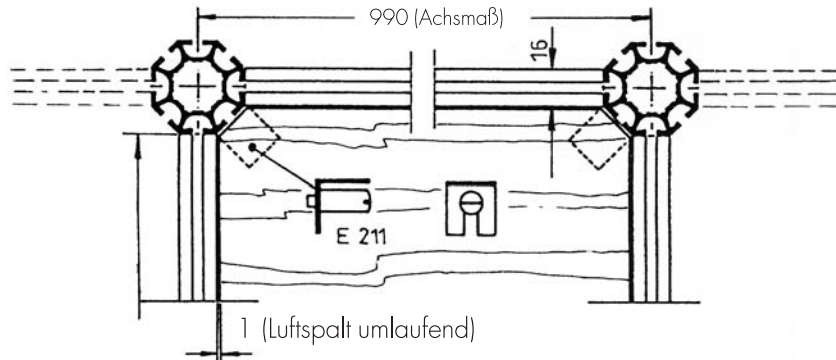


Zargenlänge + 28 = Plattenmaß (Tiefe) ◀

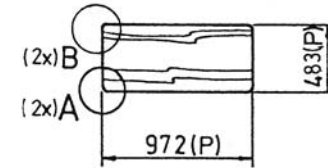
Beispiel



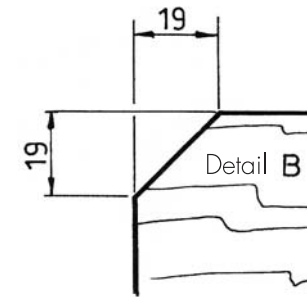
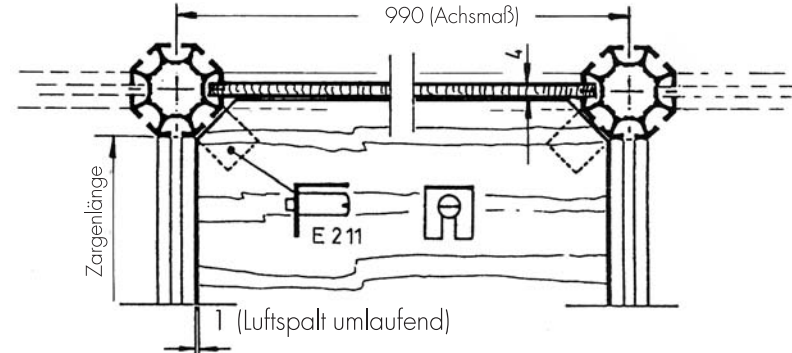
Beispiel 1
Rückwand 16 mm



Beispiel



Beispiel 2
Rückwand 4 mm



TI MB-W 4.0.04.1990 10/05 SHIFT