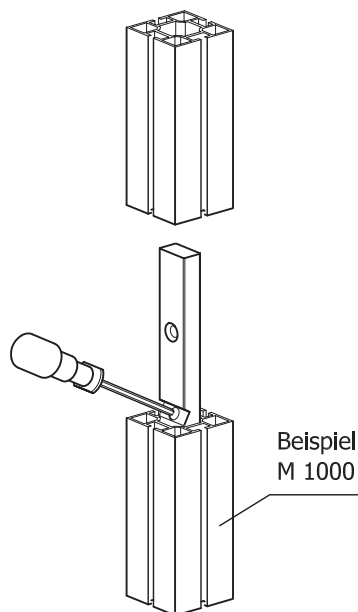


### CASE 1

#### no processing

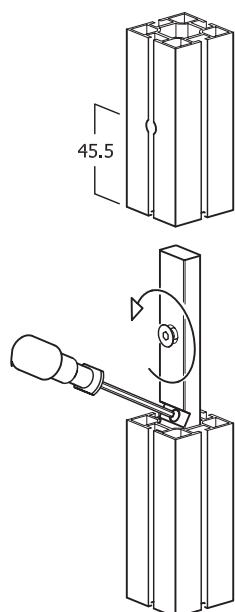
Z 967 only clamped in lower part of upright, upper part plugged in



### CASE 2

#### punch upper part Ø 8

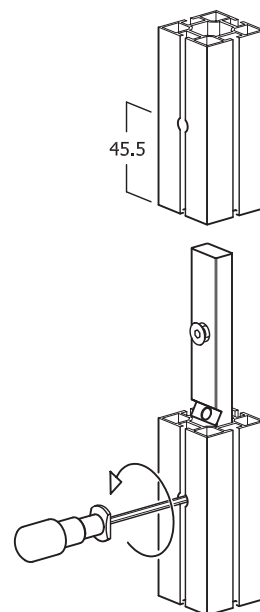
Upper part clamped, countersunk screw direct against inner extrusion surface



### CASE 3

#### punch upper and lower part Ø 8

Z 967 clamped with torx screw part No. E 111/m



### CASE 3

#### drill and countersink upper and lower part Ø 12

Z 967 fixed with "long" torx screw part No. M 1102/20, (M 6x16)

