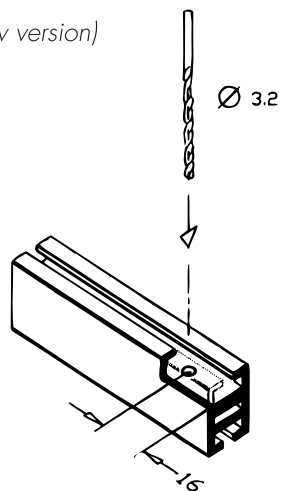
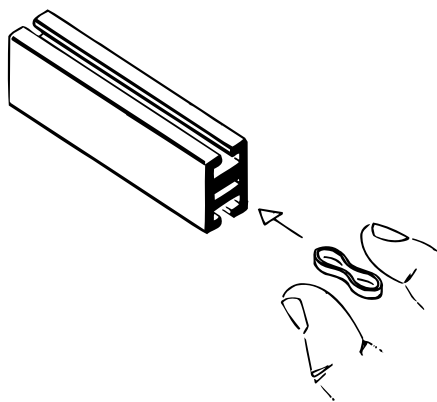


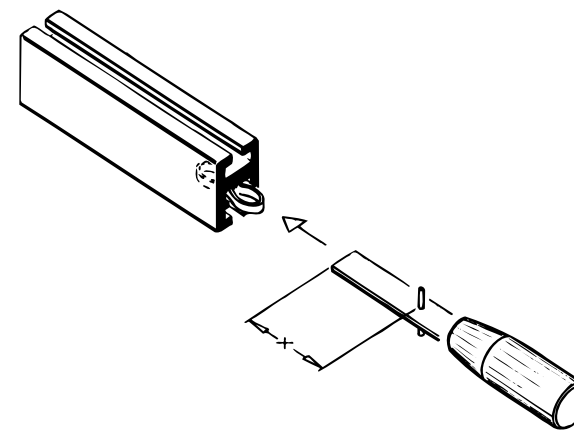
1. Drilling of beams
by means of drilling jig BS 9 – (new version)
cut M4 thread



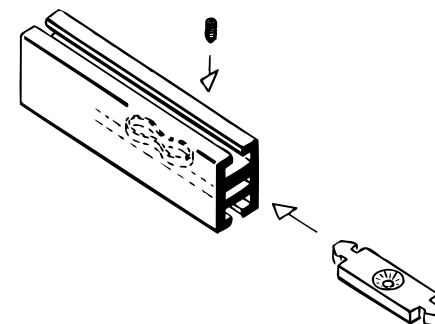
2. Enter rubber ring in
beam hollow-chamber



3. Position rubber ring in beam hollow
chamber by means of mounting tool
(x = Maximum depth)



4. Beam Fixing Unit – M 1610 –
insert into beam hollow-chamber
and pre-mount set-screw



Rubber ring serves as a flexible depth stop!