Example frame 950x2480 (OL 415)

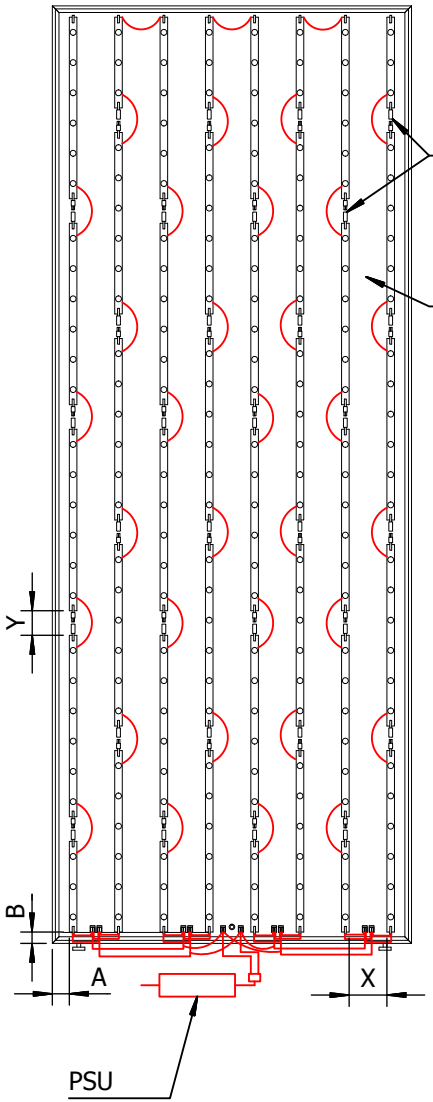

offset arrangement of LED stripes when connected lengthwise, for even illumination

back panel: 3mm aluminium composite panel (for LED temperature reduction)

max. output of LED modules connected in series: 40W

additional power input for > 40W

distance between LEDs:

X: 60-80mm / optimal 60mm
Y: 0-60mm

edge distance of LEDs:

measures A and B
extrusion M 1930: 12-40mm
extrusion M 1970: 30-40mm

example parts list OL 415		
qty.	art. no.	description
1	M 1970	upper extrusion
1	M 1970	lower extrusion
2	M 1970	vertical extrusion
4	M 1927	corner connector
1	OL 415/2	back panel
2	W 913/1	adjustable foot
6,7lfm	OL 419	tape double sided
8	OL 303	LED module
32	OL 306	LED module
1	OL 346	angle support PSU
1	OL 320	PSU
1	OL 122	power cable
1	OL 139	cable assembly
1	OL 117	grommet
10	OL 314	connecting clamp
40	OL 254/1	fixing set cable tie
40	OL 255/1	cable tie

OL 303

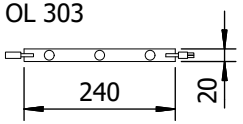

OL 306

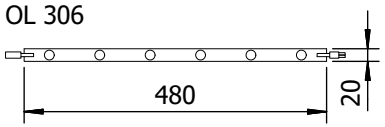

OL 312

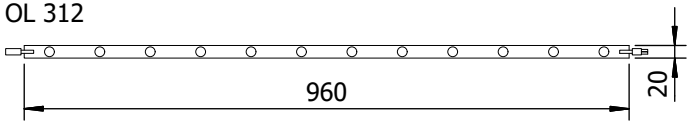

Description LED:

- OL 303: 3,7W - 357lm
- OL 306: 7,5W - 708lm
- OL 312: 15W - 1375lm

- voltage : 24V DC
- lens 160°
- light colour : 6500-7000K
- plug/socket mounted
- back self adhesive

octalumina 40 frame extrusions:

M 1930

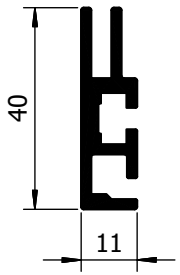

size of back panel:
outer size -5mm

M 1970

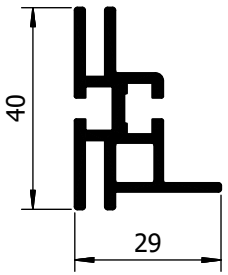

size of back panel:
outer size -17mm

Description PSU:

-OL 102: 150W, 24V
-OL 98: 240W, 24V
-OL 320: 320W, 24V

Recommendation: Use PSU to a maximum of 80% capacity (for a longer service life)

Connection cable OL 122 has to be ordered seperately



© OCTANORM Vertriebs GmbH für Bauelemente. Errors and technical modifications reserved.